

The background features a light blue gradient with several overlapping, flowing, wavy bands of varying shades of blue, creating a sense of motion and depth. The text is centered in the upper half of the image.

STATISTIK AKTIVITI UTAMA JABATAN 2011
DEPARTMENT MAIN ACTIVITIES STATISTICS 2011

Nota Keterangan:

PERTIKAIAN PERUSAHAAN

Pertikaian perusahaan bermaksud suatu pertikaian di antara majikan dengan pekerja-pekerjanya yang berhubung kait dengan pekerjaan atau bukan pekerjaan atau terma-terma dan syarat-syarat pekerjaan atau keadaan tempat pekerjaan.

RAYUAN PEMULIHAN KERJA

Rayuan pemulihan kerja bermaksud seseorang yang telah dibuang kerja atau beranggapan telah dibuang kerja tanpa sebab atau alasan yang adil boleh mengemukakan representasi secara bertulis kepada Ketua Pengarah Perhubungan Perusahaan. Representasi tersebut hendaklah difailkan di Jabatan Perhubungan Perusahaan yang berhampiran dengan tempat pekerjaan dimana pekerja dibuang kerja dalam tempoh 60 hari dari tarikh pemuangan kerja.

MOGOK

Mogok bermaksud tindakan memberhentikan atau enggan melakukan kerja oleh sekumpulan pekerja yang bertindak secara bersatu atau menyekat, mengurang, menangguh atau menamatkan pelaksanaan mana-mana tugas berkaitan dengan pekerjaan mereka.

PIKET

Piket bermaksud berdiri atau berarak di hadapan premis perniagaan atau pejabat bagi tujuan mendedahkan kepada orang ramai tentang rungutan pekerja atau apa-apa bentuk bantahan.

TUNTUTAN PENGIKTIRAFAN

Tuntutan Pengiktirafan bermaksud tuntutan yang dikemukakan oleh sesebuah kesatuan sekerja kepada pihak majikan dan dikendalikan oleh Jabatan Perhubungan Perusahaan Malaysia bagi menentukan sama ada sesebuah kesatuan itu layak atau tidak dan mempunyai majoriti untuk mewakili pekerja-pekerja dalam perundingan kolektif.

PERJANJIAN KOLEKTIF

Perjanjian Kolektif bermaksud suatu perjanjian yang dihasilkan daripada perundingan kolektif yang mengandungi terma-terma dan syarat perkhidmatan yang dipersetujui oleh majikan dan kesatuan sekerja.

Notes :

TRADE DISPUTE

Trade dispute means a dispute between the employer and his workmen on issues relating to employment or non-employment or terms and conditions of employment or conditions of work.

CLAIMS FOR REINSTATEMENT

Claims for reinstatement mean a workman who is dismissed or who considers his/her dismissal to be without just cause or excuse may make representation in writing to the Director General of Industrial Relations. The representations may be filed at the office of the Director General nearest to the place of employment from which the workman was dismissed within 60 days of the dismissal.

STRIKE

Strike means stoppage or refusal to work by a group of workmen acting in concerted effort to restrict, reduce, suspend or terminate any task related to their jobs.

PICKET

Picket means to stand or march in front of business premises or office to air and disclose to the public about employee's grievance or any form of protest.

CLAIMS FOR RECOGNITION

Claims for recognition means a claims submitted by a trade union to an employer and processed by the Department of Industrial Relations Malaysia to determine whether the trade union is eligible or not and have the majority to represent workers in collective bargaining.

COLLECTIVE AGREEMENT

Collective agreement means an agreement resulting from the collective bargaining containing the terms and conditions agreed upon by the employer and the trade union.

PERTIKAIAN PERUSAHAAN MENGIKUT SEKTOR 2007 - 2011
TRADE DISPUTES BY SECTOR 2007 - 2011

SEKTOR SECTOR	BILANGAN KES NUMBER OF CASES					PEKERJA TERLIBAT WORKERS INVOLVED				
	2007	2008	2009	2010	2011	2007	2008	2009	2010	2011
Pertanian, Pemburuan dan Perhutanan <i>Agriculture, Hunting and Forestry</i>	32	32	25	33	22	985	2,810	1,361	504	550
Perikanan <i>Fishing</i>	0	2	1	0	0	0	219	2	0	0
Perlomongan dan Pengkuarian <i>Mining and Quarrying</i>	0	2	3	3	9	0	90	180	191	1,684
Pembuatan <i>Manufacturing</i>	147	114	181	165	132	13,370	18,006	9,875	5,407	10,871
Bekalan Elektrik, Gas dan Air <i>Electricity, Gas and Water Supply</i>	6	7	11	4	1	97	271	3	324	3,141
Pembinaan <i>Construction</i>	4	0	0	1	0	98	0	0	1	0
Perdagangan Jual Borong dan Jual Runcit, Pembaikan Kenderaan Bermotor, Motosikal dan Barangan Persendirian dan Isi Rumah <i>Wholesale and Retail Trade, Repair of Motor Vehicles, Motorcycles and Personal and Household Goods</i>	3	3	4	9	10	24	77	42	506	3,059
Hotel dan Restoran <i>Hotels and Restaurants</i>	27	18	21	10	19	1,384	673	1,558	670	858
Pengangkutan, Penyimpanan dan Komunikasi <i>Transport, Storage and Communications</i>	40	38	49	91	72	1,395	18,940	378	855	1,423

PERTIKAIAN PERUSAHAAN MENGIKUT SEKTOR 2007 - 2011 (sambungan)
TRADE DISPUTES BY SECTOR 2007 - 2011 (continued)

SEKTOR SECTOR	BILANGAN KES NUMBER OF CASES					PEKERJA TERLIBAT WORKERS INVOLVED				
	2007	2008	2009	2010	2011	2007	2008	2009	2010	2011
Pengantaraan Kewangan <i>Financial Intermediation</i>	11	32	14	17	30	1,399	9,416	13	2,419	3,282
Aktiviti Hartanah, Penyewaan dan Perniagaan <i>Real Estate, Renting and Business Activities</i>	21	4	5	4	5	894	80	16	437	2,927
Pentadbiran Awam dan Pertahanan dan Keselamatan Sosial Wajib <i>Public Administration and Defence and Compulsory Social Security</i>	0	0	0	0	0	0	0	0	0	0
Pendidikan <i>Education</i>	1	0	0	0	0	184	0	0	0	0
Kesihatan dan Kerja Sosial <i>Health and Social Work</i>	1	5	2	2	3	200	987	2	200	200
Aktiviti Perkhidmatan Komuniti, Sosial dan Persendirian Lain <i>Other Community, Social and Personal Service Activities</i>	9	10	14	5	8	324	239	305	341	59
Isi Rumah Persendirian Dengan Pekerja Bergaji <i>Private Households With Employed Persons</i>	0	0	0	0	0	0	0	0	0	0
Organisasi dan Badan-Badan di Luar Wilayah <i>Extra-Territorial Organisations and Bodies</i>	0	0	0	0	0	0	0	0	0	0
Jumlah Total	302	267	330	344	311	20,354	51,808	13,735	11,855	28,054

PERTIKAIAN PERUSAHAAN MENGIKUT SEBAB 2007 - 2011
TRADE DISPUTES BY CAUSES 2007 - 2011

SEBAB CAUSES	BILANGAN KES NUMBER OF CASES					PEKERJA TERLIBAT WORKERS INVOLVED				
	2007	2008	2009	2010	2011	2007	2008	2009	2010	2011
Keengganan Memulakan Rundingan Tawar-Menawar <i>Refusal To Enter Into Collective Bargaining</i>	60	26	24	36	26	2,957	2,898	1,125	701	1,266
Kebuntuan Dalam Rundingan Tawar-Menawar <i>Deadlock In Collective Bargaining</i>	85	75	114	69	94	10,004	17,606	7,719	4,385	8,203
Pertikaian Di atas Terma Dan Syarat Perkhidmatan Mengikut Perjanjian Kolektif Dan Lain-Lain Kontrak Perkhidmatan <i>Disputes Over Terms And Conditions Of Contractual Terms In Collective Agreements And Other Service Contracts</i>	55	89	72	73	75	3,469	16,445	3,383	2,396	6,407
Pengeneapan Kerja Dan Renti-Kerja Sentara <i>Retrenchment And Lay Off</i>	11	4	7	0	6	275	1,488	100	0	1,368
Kenaikan Pangkat, Pengagihan Tugas, Pertukaran Dan Lain-Lain Hak Istimewa Pengurusan <i>Promotion, Allocation Of Duties, Transfer And Other Management Prerogatives</i>	41	22	18	42	30	2,147	881	127	572	1,691
Penurunan Pangkat, Penggantungan Kerja, Surat Amaran Dan Lain-Lain Tindakan Disiplin Terhadap Pekerja-Pekerja <i>Demotion, Suspension, Warning Letter And Other Disciplinary Actions Against Workers</i>	12	20	11	19	16	92	2,465	487	395	125

PERTIKAIAN PERUSAHAAN MENGIKUT SEBAB 2007 - 2011 (sambungan)
TRADE DISPUTES BY CAUSES 2007 - 2011 (continued)

SEBAB CAUSES	BILANGAN KES NUMBER OF CASES					PEKERJA TERLIBAT WORKERS INVOLVED				
	2007	2008	2009	2010	2011	2007	2008	2009	2010	2011
Kegagalan Mematuhi Piawaian Perburuhan Dan Yang Diperuntukkan Dalam Undang-Undang Perburuhan Berkaitan Dengan Kemudahan Serta Lain-Lain Faedah Yang Bukan Kewangan <i>Non-Compliance Of Labour Standards And Statutory Provisions Relating To Amenities And Facilities And Other Non-Monetary Benefits</i>	11	4	9	3	9	193	34	27	177	182
Perlanggaran Hak Pekerja/Ketidakadilan Dalam Amalan Perburuhan <i>Infringements Of Worker's Rights/Unfair Labour Practices</i>	11	0	11	34	20	257	0	15	1,191	5,133
Lain-Lain <i>Others</i>	16	27	64	68	35	960	9,991	752	2,038	3,697
Jumlah Total	302	267	330	344	311	20,354	51,808	13,735	11,855	28,072

PENGENDALIAN PERTIKAIAN PERUSAHAAN 2007 - 2011
TRADE DISPUTES DEALT 2007 - 2011

PERKARA PARTICULARS		2007	2008	2009	2010	2011
Dibawa Dari Tahun Lepas <i>Brought Forward From Previous Year</i>	Bil. <i>No.</i>	157	119	152	161	162
Dilaporkan <i>Reported</i>	Bil. <i>No.</i>	302	267	330	344	311
Dikendalikan <i>Dealt</i>	Bil. <i>No.</i>	459	386	482	505	473
Diselesaikan <i>Cases Resolved</i>	Bil. <i>No.</i>	340	234	321	343	387
Peratus Percentage		74.07	60.62	66.60	67.92	81.82

CARA PENYELESAIAN METHOD OF SETTLEMENT						
i. Diselesaikan Melalui Runding Damai <i>Resolved Through Conciliation</i>	Bil. <i>No.</i>	248	177	219	233	295
ii. Dirujuk ke Mahkamah Perusahaan <i>Referred to Industrial Court</i>	Bil. <i>No.</i>	66	34	72	80	46
iii. Tidak Dirujuk ke Mahkamah Perusahaan <i>Not Referred to Industrial Court</i>	Bil. <i>No.</i>	26	23	30	30	46
Jumlah Total		340	234	321	343	387

PERTIKAIAN PERUSAHAAN MENGIKUT PEJABAT 2007 - 2011
TRADE DISPUTES BY OFFICE 2007 - 2011

PEJABAT OFFICE	BILANGAN KES NUMBER OF CASES					PEKERJA TERLIBAT WORKERS INVOLVED				
	2007	2008	2009	2010	2011	2007	2008	2009	2010	2011
Ibu Pejabat (<i>Headquarters</i>)	12	0	4	1	3	1,667	0	0	0	0
Johor	18	14	23	16	17	873	1,789	420	544	997
Perak	25	29	38	24	26	3,241	2,606	4,224	2,314	1,194
Pulau Pinang	31	20	29	28	29	1,316	448	334	479	549
Negeri Sembilan	16	12	17	19	23	1,667	564	1,077	1,691	1,498
Kedah/Perlis	10	17	13	10	17	279	3,194	3	561	2,048
Kelantan	2	2	2	2	1	68	81	43	766	421
Terengganu	4	2	2	0	0	4	396	2	0	0
Pahang	10	3	12	9	14	112	661	51	191	370
Melaka	7	5	9	7	9	4,042	164	3,031	409	1,409
Kluang	6	9	12	12	10	165	457	925	529	1,547
Muar	5	7	6	4	5	109	13	24	6	48
Sabah	12	11	7	12	4	1,888	925	463	141	450
Sarawak	5	2	4	7	10	643	8,820	2	7	5,861
Wilayah Persekutuan	31	38	36	20	33	1,241	3,142	291	2,395	3,145
Selangor	108	96	116	173	110	3,039	28,548	2,845	1,822	8,517
Jumlah Total	302	267	330	344	311	20,354	51,808	13,735	11,855	28,054

PERTIKAIAN PERUSAHAAN MENGIKUT RUJUKAN SEKSYEN 2007 - 2011 TRADE DISPUTES BY REFERENCE TO SECTION 2007 - 2011

RUJUKAN SEKSYEN REFERENCE SECTION	BILANGAN KES NUMBER OF CASES					PEKERJA TERLIBAT WORKERS INVOLVED				
	2007	2008	2009	2010	2011	2007	2008	2009	2010	2011
Seksyen 8(1) <i>Section 8(1)</i>	3	2	2	7	10	23	651	20	110	3,058
Seksyen 9(1)(a) <i>Section 9(1)(a)</i>	1	6	1	13	9	17	365	113	426	450
Seksyen 18(1)(a) <i>Section 18(1)(a)</i>	5	2	4	0	2	277	170	1,129	0	370
Seksyen 18(1)(b) <i>Section 18(1)(b)</i>	293	257	323	324	290	20,037	50,622	12,473	11,319	24,176
Jumlah Total	302	267	330	344	311	20,354	51,808	13,735	11,855	28,054

Seksyen dirujuk di bawah Akta Perhubungan Perusahaan 1967

Nota:

Seksyen 8(1) : Aduan mengenai pelanggaran Seksyen 4, 5 atau 7

Seksyen 9(1)(a) : Aduan mengenai isu skop perwakilan kesatuan

Seksyen 18(1)(a) : Pertikaian perusahaan yang dilaporkan oleh majikan/kesatuan sekerja majikan

Seksyen 18(1)(b) : Pertikaian perusahaan yang dilaporkan oleh kesatuan sekerja pekerja

Section referred under Industrial Relations Act 1967

Note:

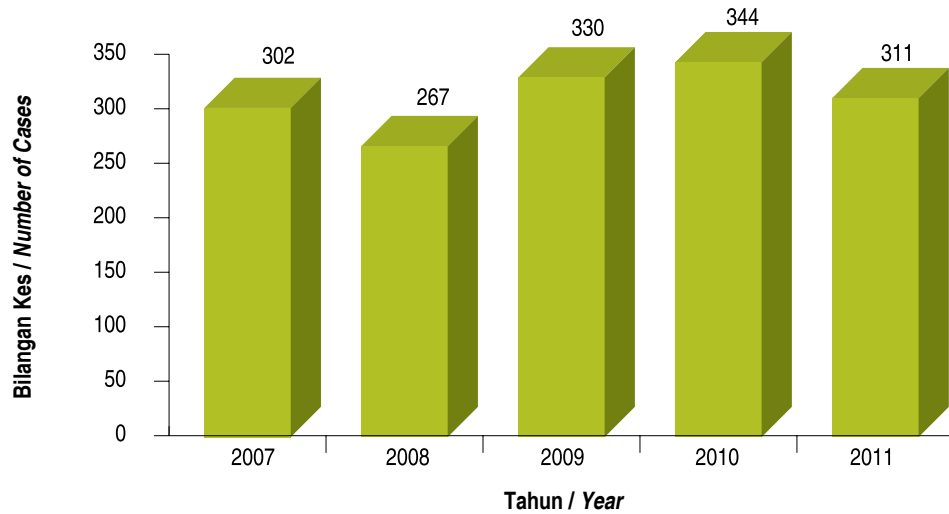
Section 8(1) : Complaint in respect of contravention to Section 4,5 and 7

Section 9(1)(a) : Complaint in respect of trade union scope of representation

Section 18(1)(a) : Trade dispute reported by employer/trade union of employer

Section 18(1)(b) : Trade dispute reported by trade union of workmen

PERTIKAIAN PERUSAHAAN YANG DILAPORKAN BAGI TAHUN 2007 - 2011
TRADE DISPUTE REPORTED FOR THE YEAR 2007 - 2011



RAYUAN PEMULIHAN KERJA MENGIKUT SEKTOR 2007 - 2011
CLAIMS FOR REINSTATEMENT BY SECTOR 2007 - 2011

SEKTOR SECTOR	BILANGAN KES NUMBER OF CASES				
	2007	2008	2009	2010	2011
Pertanian, Pemburuan dan Perhutanan <i>Agriculture, Hunting and Forestry</i>	124	132	162	86	192
Perikanan <i>Fishing</i>	4	1	4	1	0
Perlombongan dan Pengkuarian <i>Mining and Quarrying</i>	62	26	29	44	44
Pembuatan <i>Manufacturing</i>	1,528	1,451	1,262	740	880
Bekalan Elektrik, Gas dan Air <i>Electricity, Gas and Water Supply</i>	65	78	126	106	77
Pembinaan <i>Construction</i>	201	169	267	149	169
Perdagangan Jual Borong dan Jual Runcit, Pembaikan Kenderaan Bermotor, Motosikal dan Barangan Persendirian dan Isi Rumah <i>Wholesale and Retail Trade, Repair of Motor Vehicles, Motorcycles and Personal and Household Goods</i>	602	447	452	355	374
Hotel dan Restoran <i>Hotels and Restaurants</i>	242	397	249	254	181
Pengangkutan, Penyimpanan dan Komunikasi <i>Transport, Storage and Communications</i>	495	378	555	478	769
Pengantaraan Kewangan <i>Financial Intermediation</i>	161	157	191	204	195

RAYUAN PEMULIHAN KERJA MENGIKUT SEKTOR 2007 - 2011 (sambungan)
CLAIMS FOR REINSTATEMENT BY SECTOR 2007 - 2011 (continued)

SEKTOR SECTOR	BILANGAN KES NUMBER OF CASES				
	2007	2008	2009	2010	2011
Aktiviti Hartanah, Penyewaan dan Perniagaan <i>Real Estate, Renting and Business Activities</i>	758	662	1,085	645	464
Pentadbiran Awam dan Pertahanan dan Keselamatan Sosial Wajib <i>Public Administration and Defence and Compulsory Social Security</i>	0	37	70	46	22
Pendidikan <i>Education</i>	95	91	154	91	109
Kesihatan dan Kerja Sosial <i>Health and Social Work</i>	89	57	89	106	71
Aktiviti Perkhidmatan Komuniti, Sosial dan Persendirian Lain <i>Other Community, Social and Personal Service Activities</i>	418	191	191	159	138
Isi Rumah Persendirian Dengan Pekerja Bergaji <i>Private Households With Employed Persons</i>	0	0	2	3	2
Organisasi dan Badan-Badan di Luar Wilayah <i>Extra-Territorial Organisations and Bodies</i>	2	0	2	4	2
Jumlah Total	4,846	4,274	4,890	3,471	3,689

RAYUAN PEMULIHAN KERJA MENGIKUT KATEGORI PEKERJAAN 2007 - 2011
CLAIMS FOR REINSTATEMENT BY JOB CATEGORY 2007 - 2011

KATEGORI PEKERJAAN JOB CATEGORY	BILANGAN KES NUMBER OF CASES				
	2007	2008	2009	2010	2011
Profesional/Pengurusan dan Eksekutif <i>Professional/Managerial and Executive</i>	1,803	1,618	2,281	1,756	1,683
Bukan Eksekutif dan Lebih Rendah <i>Non Executive and Below</i>	3,043	2,656	2,609	1,715	2,006
Jumlah <i>Total</i>	4,846	4,274	4,890	3,471	3,689

RAYUAN PEMULIHAN KERJA MENGIKUT JANTINA 2007 - 2011
CLAIMS FOR REINSTATEMENT BY GENDER 2007 - 2011

JANTINA GENDER	BILANGAN KES NUMBER OF CASES				
	2007	2008	2009	2010	2011
Lelaki <i>Male</i>	3,629	3,032	3,665	2,482	2,735
Perempuan <i>Female</i>	1,217	1,242	1,225	989	954
Jumlah <i>Total</i>	4,846	4,274	4,890	3,471	3,689

RAYUAN PEMULIHAN KERJA MENGIKUT JENIS PEMBUANGAN 2007 - 2011
CLAIMS FOR REINSTATEMENT BY NATURE OF DISMISSAL 2007 - 2011

JENIS PEMBUANGAN NATURE OF DISMISSAL	BILANGAN KES NUMBER OF CASES				
	2007	2008	2009	2010	2011
Pemecatan Sertamerta (Salahlaku) <i>Misconduct</i>	1,535	1,216	1,519	1,287	1,305
Pembuangan Terancang <i>Constructive Dismissal</i>	291	232	395	255	270
Pelanggaran Seksyen 15(2) Akta Kerja 1955* <i>Breach of Section 15(2) Employment Act 1955*</i>	50	10	13	10	12
Pengenepian <i>Retrenchment</i>	918	1,136	1,123	512	505
Tidak Disahkan Ke Dalam Jawatan <i>Probationer</i>	180	118	203	147	157
Kontrak Bertempoh Tetap <i>Fixed Term Contract</i>	72	56	151	46	60
Pembuangan Berpunca dari Penindasan/Penganiayaan <i>Victimisation</i>	55	17	43	22	28
Pembuangan Kerja <i>Termination Simpliciter</i>	1,064	450	556	459	567
Dipaksa Letak Jawatan <i>Forced Resignation</i>	190	179	195	176	162
Letak Jawatan Secara Sukarela <i>Voluntary Resignation</i>	55	14	26	16	15

RAYUAN PEMULIHAN KERJA MENGIKUT JENIS PEMBUANGAN 2007 - 2011 (sambungan)
CLAIMS FOR REINSTATEMENT BY NATURE OF DISMISSAL 2007 - 2011 (continued)

JENIS PEMBUANGAN NATURE OF DISMISSAL	BILANGAN KES NUMBER OF CASES				
	2007	2008	2009	2010	2011
Kontrak Yang Megecewakan <i>Frustration of Contract</i>	35	45	116	18	75
Sebab-sebab Kesihatan <i>Medical Grounds</i>	29	30	28	22	32
Persaraan <i>Retirement</i>	22	17	22	15	31
Lain-lain <i>Others</i>	350	754	500	486	470
Jumlah <i>Total</i>	4,846	4,274	4,890	3,471	3,689

*Nota: Seksyen 15(2) Akta Kerja 1955 - Tidak hadir bekerja lebih daripada dua hari kerja berturut-turut tanpa kebenaran daripada majikan dan tanpa alasan yang munasabah

*Nota: Section 15(2) Employment Act 1955 - Absence from work for more than two consecutive working days without previous permission by employer and without reasonable cause

RAYUAN PEMULIHAN KERJA MENGIKUT CARA PENYELESAIAN 2007 - 2011
CLAIMS FOR REINSTATEMENT BY METHOD OF SETTLEMENT 2007 - 2011

CARA PENYELESAIAN METHOD OF SETTLEMENT	2007	2008	2009	2010	2011
1. Pemulihan Kerja Semula <i>Reinstatement</i>	906	1,194	2,419	805	1,341
2. <i>Ex-Gratia</i> <i>Ex-Gratia</i>	1,065	1,183	1,235	864	1,050
Amaun <i>Ex-Gratia</i> <i>Ex-Gratia Amount</i>	RM10,533,190.71	RM 12,609,834.82	RM 13,119,294.97	RM 12,198,977.52	RM 13,208,941.15
3. Keputusan Y.B. Menteri Sumber Manusia <i>Decision by Honourable Minister of Human Resources</i>					
3.1 Dirujuk ke Mahkamah Perusahaan <i>Referred to Industrial Court</i>	1,842	1,233	1,219	1,671	1,045
3.2 Tidak Dirujuk ke Mahkamah Perusahaan <i>Not Referred to Industrial Court</i>	886	623	271	1,182	1,209
Jumlah Total	4,699	4,233	5,144	4,522	4,645

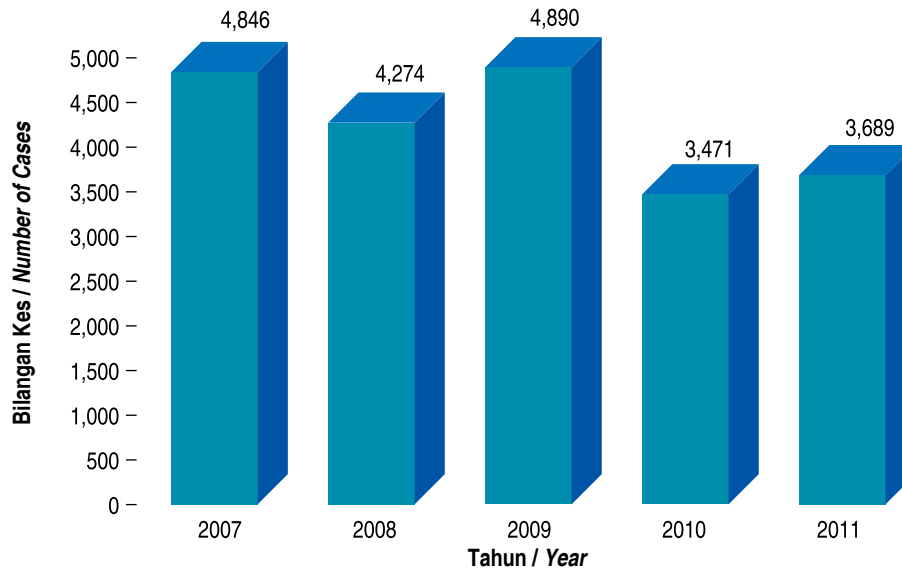
PENGENDALIAN KES RAYUAN PEMULIHAN KERJA 2007 - 2011
CLAIMS FOR REINSTATEMENT DEALT 2007 - 2011

PERKARA PARTICULARS		2007	2008	2009	2010	2011	
Dibawa Dari Tahun Lepas <i>Brought Forward From Previous Year</i>	Bil. <i>No.</i>	3,539	3,686	3,727	3,473	2,422	
Dilaporkan <i>Reported</i>	Bil. <i>No.</i>	4,846	4,274	4,890	3,471	3,689	
Dikendalikan <i>Dealt</i>	Bil. <i>No.</i>	8,385	7,960	8,617	6,944	6,111	
Diselesaikan <i>Cases Resolved</i>	Bil. <i>No.</i>	4,699	4,233	5,144	4,522	4,645	
	Peratus <i>Percentage</i>	56.04	53.18	59.70	65.12	76.01	
Baki <i>Balance</i>	Bil. <i>No.</i>	3,686	3,727	3,473	2,422	1,466	
CARA PENYELESAIAN METHOD OF SETTLEMENT							
i. Diselesaikan Melalui Runding Damai <i>Resolved Through Conciliation</i>	Bil. <i>No.</i>	1,971	2,377	3,654	1,669	2,391	
ii. Diselesaikan Melalui Keputusan Y.B. Menteri Sumber Manusia <i>Resolved Through Decision by Honourable Minister Of Human Resources</i>	Dirujuk ke Mahkamah Perusahaan <i>Referred to Industrial Court</i>	Bil. <i>No.</i>	1,842	1,233	1,219	1,671	1,045
	Tidak Dirujuk ke Mahkamah Perusahaan <i>Not Referred to Industrial Court</i>	Bil. <i>No.</i>	886	623	271	1,182	1,209
Jumlah Total	Bil. No.	4,699	4,233	5,144	4,522	4,645	

RAYUAN PEMULIHAN KERJA MENGIKUT PEJABAT 2007 - 2011
CLAIMS FOR REINSTATEMENT BY OFFICE 2007 - 2011

PEJABAT OFFICE	BILANGAN KES NUMBER OF CASES				
	2007	2008	2009	2010	2011
Ibu Pejabat (<i>Headquarters</i>)	0	0	0	0	0
Johor	291	240	273	155	201
Perak	279	222	330	195	340
Pulau Pinang	639	510	610	334	373
Negeri Sembilan	206	119	128	88	100
Kedah/Perlis	155	343	105	142	131
Kelantan	18	32	20	29	21
Terengganu	36	36	31	35	47
Pahang	123	50	76	58	86
Melaka	73	53	66	55	74
Kluang	43	113	33	11	26
Muar	41	29	27	33	33
Sabah	127	96	141	79	69
Sarawak	275	190	126	106	115
Wilayah Persekutuan	909	836	1,227	954	853
Selangor	1,631	1,405	1,697	1,197	1,220
Jumlah Total	4,846	4,274	4,890	3,471	3,689

RAYUAN PEMULIHAN KERJA YANG DILAPORKAN BAGI TAHUN 2007 - 2011
CLAIMS FOR REINSTATEMENT REPORTED FOR THE YEAR 2007 - 2011



MOGOK MENGIKUT SEKTOR 2009 - 2011
STRIKES BY SECTOR 2009 - 2011

SEKTOR SECTOR	BILANGAN KES NUMBER OF CASES			PEKERJA TERLIBAT WORKERS INVOLVED			HARI BEKERJA YG HILANG MAN-DAYS LOST		
	2009	2010	2011	2009	2010	2011	2009	2010	2011
Pertanian, Pemburuan dan Perhutanan <i>Agriculture, Hunting and Forestry</i>	1	1	0	139	39	0	556	117	0
Perikanan <i>Fishing</i>	0	0	0	0	0	0	0	0	0
Perombongan dan Pengkuarian <i>Mining and Quarrying</i>	0	0	0	0	0	0	0	0	0
Pembuatan <i>Manufacturing</i>	3	0	0	254	0	0	583	0	0
Bekalan Elektrik, Gas dan Air <i>Electricity, Gas and Water Supply</i>	0	0	0	0	0	0	0	0	0
Pembinaan <i>Construction</i>	0	0	0	0	0	0	0	0	0
Perdagangan Jual Borong dan Jual Runcit, Pembaikan Kenderaan Bermotor, Motosikal dan Barangan Persendirian dan Isi Rumah <i>Wholesale and Retail Trade, Repair of Motor Vehicles, Motorcycles and Personal and Household Goods</i>	0	0	0	0	0	0	0	0	0
Hotel dan Restoran <i>Hotels and Restaurants</i>	0	0	0	0	0	0	0	0	0
Pengangkutan, Penyimpanan dan Komunikasi <i>Transport, Storage and Communications</i>	0	1	0	0	32	0	0	64	0

MOGOK MENGIKUT SEKTOR 2009 - 2011 (sambungan)
STRIKES BY SECTOR 2009 - 2011 (continued)

SEKTOR SECTOR	BILANGAN KES NUMBER OF CASES			PEKERJA TERLIBAT WORKERS INVOLVED			HARI BEKERJA YG HILANG MAN-DAYS LOST		
	2009	2010	2011	2009	2010	2011	2009	2010	2011
Pengantaraan Kewangan <i>Financial Intermediation</i>	0	0	0	0	0	0	0	0	0
Aktiviti Hartanah, Penyewaan dan Perniagaan <i>Real Estate, Renting and Business Activities</i>	0	0	0	0	0	0	0	0	0
Pentadbiran Awam dan Pertahanan dan Keselamatan Sosial Wajib <i>Public Administration and Defence and Compulsory Social Security</i>	0	0	0	0	0	0	0	0	0
Pendidikan <i>Education</i>	0	0	0	0	0	0	0	0	0
Kesihatan dan Kerja Sosial <i>Health and Social Work</i>	0	0	0	0	0	0	0	0	0
Aktiviti Perkhidmatan Komuniti, Sosial dan Persendirian Lain <i>Other Community, Social and Personal Service Activities</i>	0	0	0	0	0	0	0	0	0
Isi Rumah Persendirian dengan Pekerja Bergaji <i>Private Households With Employed Persons</i>	0	0	0	0	0	0	0	0	0
Organisasi dan Badan-Badan di Luar Wilayah <i>Extra-Territorial Organisations and Bodies</i>	0	0	0	0	0	0	0	0	0
Jumlah Total	4	2	0	393	71	0	1,139	181	0

MOGOK MENGIKUT JENIS 2009 - 2011
NATURE OF STRIKES 2009 - 2011

JENIS MOGOK NATURE OF STRIKES	BILANGAN KES NUMBER OF CASES			PEKERJA TERLIBAT WORKERS INVOLVED			HARI BEKERJA YG HILANG MAN-DAYS LOST		
	2009	2010	2011	2009	2010	2011	2009	2010	2011
Penghentian Kerja Sepenuhnya <i>Total Cessation Of Work</i>	3	2	0	333	71	0	1,019	181	0
Penghentian Kerja Sebahagian <i>Partial Cessation Of Work</i>	1	0	0	60	0	0	120	0	0
Lain-Lain Bentuk Tindakan Bersama Yang Menjejaskan Operasi Pengeluaran Biasa <i>Other Forms Of Concerted Actions Which Adversely Affect Normal Production Operations</i>	0	0	0	0	0	0	0	0	0
Jumlah <i>Total</i>	4	2	0	393	71	0	1,139	181	0

MOGOK MENGIKUT SEBAB 2009 - 2011
STRIKE BY CAUSES 2009 - 2011

SEBAB CAUSES	BILANGAN KES NUMBER OF CASES			PEKERJA TERLIBAT WORKERS INVOLVED			HARI BEKERJA YG HILANG MAN-DAYS LOST		
	2009	2010	2011	2009	2010	2011	2009	2010	2011
Keengganan Memulakan Rundingan Tawar-Menawar <i>Refusal To Enter Into Collective Bargaining</i>	0	0	0	0	0	0	0	0	0
Kebuntuan Dalam Rundingan Tawar Menawar <i>Deadlock In Collective Bargaining</i>	0	0	0	0	0	0	0	0	0
Pertikaian Di atas Terma Dan Syarat Perkhidmatan Mengikut Perjanjian Kolektif Dan Lain-Lain Kontrak Perkhidmatan <i>Disputes Over Terms And Conditions Of Contractual Terms In Collective Agreements & Other Service Contracts</i>	1	1	0	75	32	0	225	64	0
Pengeneapan Kerja Dan Renti-Kerja Sentara <i>Retrenchment And Lay Off</i>	0	0	0	0	0	0	0	0	0
Kenaikan Pangkat, Pengagihan Tugas, Pertukaran Dan Lain-Lain Hak Istimewa Pengurusan <i>Promotion, Allocation Of Duties, Transfer And Other Management Prerogatives</i>	1	0	0	60	0	0	120	0	0
Penurunan Pangkat, Peggantungan Kerja, Surat Amaran Dan Lain-Lain Tindakan Disiplin Terhadap Pekerja <i>Demotion, Suspension, Warning Letter And Other Disciplinary Actions Against Workers</i>	0	0	0	0	0	0	0	0	0

MOGOK MENGIKUT SEBAB 2009 - 2011 (sambungan)
STRIKE BY CAUSES 2009 - 2011 (continued)

SEBAB CAUSES	BILANGAN KES NUMBER OF CASES			PEKERJA TERLIBAT WORKERS INVOLVED			HARI BEKERJA YG HILANG MAN-DAYS LOST		
	2009	2010	2011	2009	2010	2011	2009	2010	2011
Kegagalan Mematuhi Piawaian Perburuhan Dan Yang Diperuntukan Dalam Undang-Undang Perburuhan Berkaitan Dengan Kemudahan Dan Lain-Lain Faedah Yang Bukan Kewangan <i>Non-Implementation Of Labour Standards And Statutory Provisions Relating To Amenities And Other Non-Monetary Benefits</i>	1	0	0	139	0	0	556	0	0
Perlanggaran Hak Pekerja/Ketidak adilan Dalam Amalan Perburuhan <i>Infringement Of Worker's Right/Unfair Labour Practices</i>	0	0	0	0	0	0	0	0	0
Lain-Lain <i>Others</i>	1	1	0	119	39	0	238	117	0
Jumlah Total	4	2	0	393	71	0	1,139	181	0

MOGOK MENGIKUT KAEDAH PENYELESAIAN 2009 - 2011
METHOD OF SETTLEMENT OF STRIKES 2009 - 2011

KAEDAH PENYELESAIAN METHOD OF SETTLEMENT	BILANGAN KES NUMBER OF CASES			PEKERJA TERLIBAT WORKERS INVOLVED			HARI BEKERJA YG HILANG MAN-DAYS LOST		
	2009	2010	2011	2009	2010	2011	2009	2010	2011
Melalui Rundingan Secara Langsung <i>Through Direct Negotiation</i>	0	0	0	0	0	0	0	0	0
Melalui Campurtangan/Runding Damai Jabatan <i>Through Intervention/Conciliation By The Department</i>	3	1	0	274	39	0	901	117	0
Melalui Rujukan Pertikaian Ke Mahkamah Perusahaan <i>Through Reference Of Dispute To Industrial Court</i>	0	0	0	0	0	0	0	0	0
Menghentikan/ Tidak Meneruskan Tindakan Secara Sukarela <i>Voluntary Withdrawal</i>	1	1	0	119	32	0	238	64	0
Lain-Lain <i>Others</i>	0	0	0	0	0	0	0	0	0
Jumlah Total	4	2	0	393	71	0	1,139	181	0

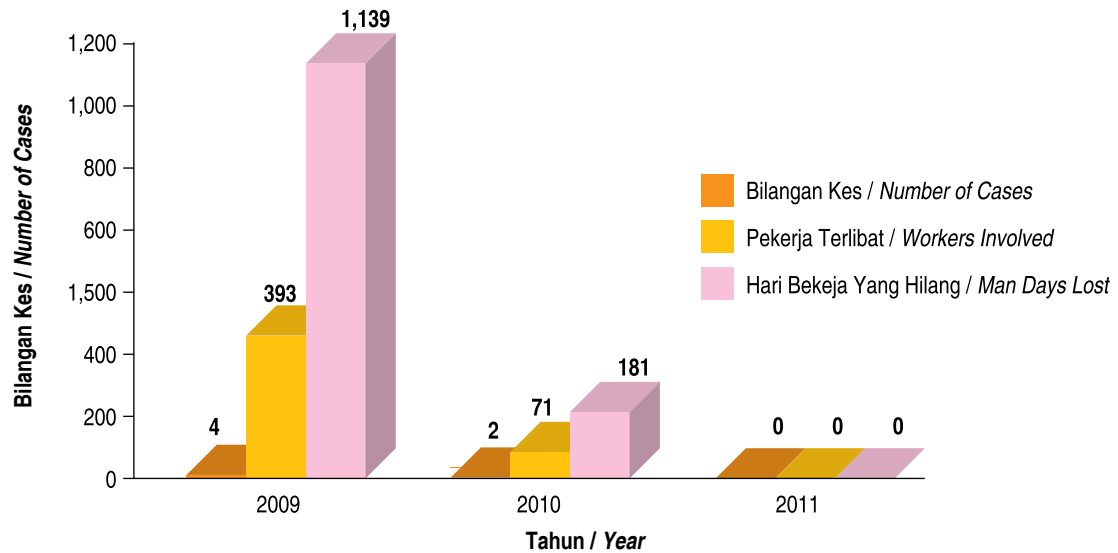
MOGOK MENGIKUT KEPUTUSAN PENYELESAIAN 2009 - 2011
STRIKES BY OUTCOME OF SETTLEMENT 2009 - 2011

KEPUTUSAN PENYELESAIAN OUTCOME OF SETTLEMENT	BILANGAN KES NUMBER OF CASES			PEKERJA TERLIBAT WORKERS INVOLVED			HARI BEKERJA YG HILANG MAN-DAYS LOST		
	2009	2010	2011	2009	2010	2011	2009	2010	2011
Tuntutan Dituruti Sepenuhnya <i>Claims Entirely Met</i>	1	0	0	75	0	0	225	0	0
Tuntutan Ditolak <i>Claims Rejected</i>	2	0	0	179	0	0	358	0	0
Sebahagian Dari Tuntutan Dituruti Dan Sebahagian Lagi Ditolak <i>Claims Partially Met And Partially Rejected</i>	1	0	0	139	0	0	556	0	0
Tuntutan Ditarik Balik/ Digugurkan <i>Claims Withdrawn/ Abandoned</i>	0	0	0	0	0	0	0	0	0
Hasil Penyelesaian Melalui Perundingan Secara Langsung, Runding Damai Atau Rrbitrasi Sedang Di Tunggu <i>Result Of Settlement Through Negotiation, Conciliation Or Arbitration Awaited</i>	0	2	0	0	71	0	0	181	0
Jumlah <i>Total</i>	4	2	0	393	71	0	1,139	181	0

MOGOK DILAPORKAN MENGIKUT PEJABAT 2009 - 2011
STRIKES REPORTED BY OFFICE 2009 - 2011

PEJABAT OFFICE	BILANGAN KES NUMBER OF CASES			PEKERJA TERLIBAT WORKERS INVOLVED			HARI BEKERJA YG HILANG MAN-DAYS LOST		
	2009	2010	2011	2009	2010	2011	2009	2010	2011
Ibu Pejabat (<i>Headquarters</i>)	0	0	0	0	0	0	0	0	0
Johor	0	0	0	0	0	0	0	0	0
Perak	0	0	0	0	0	0	0	0	0
PulauPinang	0	0	0	0	0	0	0	0	0
Negeri Sembilan	1	0	0	60	0	0	120	0	0
Kedah/Perlis	0	0	0	0	0	0	0	0	0
Kelantan	1	0	0	139	0	0	556	0	0
Terengganu	0	0	0	0	0	0	0	0	0
Pahang	0	0	0	0	0	0	0	0	0
Melaka	0	0	0	0	0	0	0	0	0
Kluang	1	0	0	119	0	0	238	0	0
Muar	1	0	0	75	0	0	225	0	0
Sabah	0	0	0	0	0	0	0	0	0
Sarawak	0	0	0	0	0	0	0	0	0
Wilayah Persekutuan	0	0	0	0	0	0	0	0	0
Selangor	0	2	0	0	71	0	0	181	0
Jumlah Total	4	2	0	393	71	0	1,139	181	0

MOGOK YANG DILAPORKAN BAGI TAHUN 2009 - 2011
STRIKES REPORTED FOR THE YEAR 2009 - 2011



PIKET MENGIKUT SEKTOR 2007 - 2011
PICKET BY SECTOR 2007 - 2011

SEKTOR SECTOR	BILANGAN KES NUMBER OF CASES					PEKERJA TERLIBAT WORKERS INVOLVED				
	2007	2008	2009	2010	2011	2007	2008	2009	2010	2011
Pertanian, Pemburuan dan Perhutanan <i>Agriculture, Hunting and Forestry</i>	0	0	0	1	0	0	0	0	100	0
Perikanan <i>Fishing</i>	0	0	0	0	0	0	0	0	0	0
Perlombongan dan Pengkuarian <i>Mining and Quarrying</i>	0	0	0	0	0	0	0	0	0	0
Pembuatan <i>Manufacturing</i>	3	8	8	4	3	275	802	900	948	955
Bekalan Elektrik, Gas dan Air <i>Electricity, Gas and Water Supply</i>	0	0	0	0	0	0	0	0	0	0
Pembinaan <i>Construction</i>	0	0	0	0	0	0	0	0	0	0
Perdagangan Jual Borong dan Jual Runcit, Pembaikan Kenderaan Bermotor, Motosikal dan Barangan Persendirian dan Isi Rumah <i>Wholesale and Retail Trade, Repair of Motor Vehicles, Motorcycles and Personal and Household Goods</i>	0	0	0	0	0	0	0	0	0	0
Hotel dan Restoran <i>Hotels and Restaurants</i>	4	1	2	0	0	170	65	30	0	0
Pengangkutan, Penyimpanan dan Komunikasi <i>Transport, Storage and Communications</i>	0	7	1	1	2	0	1,272	40	220	226

PIKET MENGIKUT SEKTOR 2007 - 2011 (sambungan)
PICKET BY SECTOR 2007 - 2011 (continued)

SEKTOR SECTOR	BILANGAN KES NUMBER OF CASES					PEKERJA TERLIBAT WORKERS INVOLVED				
	2007	2008	2009	2010	2011	2007	2008	2009	2010	2011
Pengantaraan Kewangan <i>Financial Intermediation</i>	6	0	0	0	4	2,884	0	0	0	1,259
Aktiviti Hartanah, Penyewaan dan Perniagaan <i>Real Estate, Renting and Business Activities</i>	0	0	0	0	0	0	0	0	0	0
Pentadbiran Awam dan Pertahanan dan Keselamatan Sosial Wajib <i>Public Administration and Defence and Compulsory Social Security</i>	1	0	0	0	0	60	0	0	0	0
Pendidikan <i>Education</i>	0	0	0	0	0	0	0	0	0	0
Kesihatan dan Kerja Sosial <i>Health and Social Work</i>	0	0	0	0	0	0	0	0	0	0
Aktiviti Perkhidmatan Komuniti, Sosial dan Persendirian Lain <i>Other Community, Social and Personal Service Activities</i>	1	2	1	1	0	95	40	35	70	0
Isi Rumah Persendirian dengan Pekerja Bergaji <i>Private Households With Employed Persons</i>	0	0	0	0	0	0	0	0	0	0
Organisasi dan Badan-Badan di Luar Wilayah <i>Extra-Territorial Organisations and Bodies</i>	0	0	0	0	0	0	0	0	0	0
Jumlah Total	15	18	12	7	9	3,484	2,179	1,005	1,338	2,440

PIKET MENGIKUT SEBAB 2007 - 2011
PICKET BY CAUSES 2007 - 2011

SEBAB CAUSES	BILANGAN KES NUMBER OF CASES					PEKERJA TERLIBAT WORKERS INVOLVED				
	2007	2008	2009	2010	2011	2007	2008	2009	2010	2011
Keengganan Memulakan Rundingan Tawar-Menawar <i>Refusal To Enter Into Collective Bargaining</i>	1	1	0	1	2	95	65	0	28	226
Kebuntuan Dalam Rundingan Tawar Menawar <i>Deadlock In Collective Bargaining</i>	4	3	2	1	2	1,774	523	366	200	252
Pertikaian Di atas Terma Dan Syarat Perkhidmatan Mengikut Perjanjian Kolektif Dan Lain-Lain Kontrak Perkhidmatan <i>Disputes Over Terms And Conditions Of Contractual Terms In Collective Agreements And Other Service Contracts</i>	2	2	2	3	0	250	80	70	970	0
Pengeneapan Kerja Dan Renti-Kerja Sentara <i>Retrenchment And Lay Off</i>	0	2	4	0	0	0	94	382	0	0
Kenaikan Pangkat, Pengagihan Tugas, Pertukaran Dan Lain-Lain Hak Istimewa Pengurusan <i>Promotion, Allocation Of Duties, Transfer And Other Management Prerogatives</i>	1	0	0	0	0	60	0	0	0	0

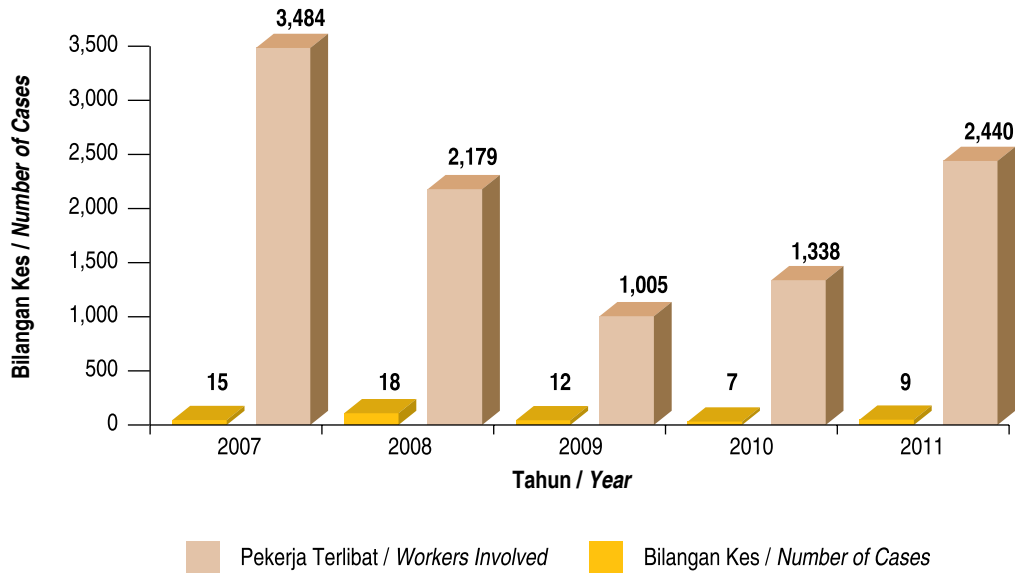
PIKET MENGIKUT SEBAB 2007 - 2011 (sambungan)
PICKET BY CAUSES 2007 - 2011 (continued)

SEBAB CAUSES	BILANGAN KES NUMBER OF CASES					PEKERJA TERLIBAT WORKERS INVOLVED				
	2007	2008	2009	2010	2011	2007	2008	2009	2010	2011
Penurunan Pangkat, Penggantungan Kerja, Surat Amaran Dan Lain-Lain Tindakan Disiplin Terhadap Pekerja-Pekerja <i>Demotion, Suspension, Warning Letter And Other Disciplinary Actions Against Workers</i>	1	0	1	0	0	75	0	20	0	0
Kegagalan Mematuhi Piawaian Perburuhan Dan Yang Diperuntukan Dalam Undang-Undang Perburuhan Berkaitan Dengan Kemudahan Serta Lain-Lain Faedah Yang Bukan Kewangan <i>Non-Compliance Of Labour Standards And Statutory Provisions Relating To Amenities And Facilities And Other Non-Monetary Benefits</i>	0	0	0	0	0	0	0	0	0	0
Perlanggaran Hak Pekerja/Ketidakadilan Dalam Amalan Perburuhan <i>Infringements Of Worker's Rights/Unfair Labour Practices</i>	4	5	3	2	4	1,190	1,063	167	140	1,259
Lain-Lain <i>Others</i>	2	5	0	0	1	40	354	0	0	703
Jumlah Total	15	18	12	7	9	3,484	2,179	1,005	1,338	2,440

PIKET DILAPORKAN MENGIKUT PEJABAT 2007 - 2011
PICKET REPORTED BY OFFICE 2007 - 2011

PEJABAT OFFICE	BILANGAN KES NUMBER OF CASES					PEKERJA TERLIBAT WORKERS INVOLVED				
	2007	2008	2009	2010	2011	2007	2008	2009	2010	2011
Ibu Pejabat (<i>Headquarters</i>)	2	0	0	0	0	1,411	0	0	0	0
Johor	1	3	0	0	0	15	218	0	0	0
Perak	2	3	2	2	0	240	134	75	780	0
Pulau Pinang	1	0	3	1	2	25	0	703	28	252
Negeri Sembilan	1	0	1	0	0	25	0	32	0	0
Kedah/Perlis	1	2	0	1	0	35	448	0	200	0
Kelantan	1	0	0	0	1	80	0	0	0	100
Terengganu	2	1	0	0	0	1,298	60	0	0	0
Pahang	0	1	0	0	0	0	40	0	0	0
Melaka	1	1	0	0	0	150	90	0	0	0
Kluang	0	1	0	0	0	0	86	0	0	0
Muar	0	0	0	0	0	0	0	0	0	0
Sabah	0	1	0	0	0	0	98	0	0	0
Sarawak	0	1	0	0	2	0	800	0	0	1,000
Wilayah Persekutuan	2	1	3	2	2	110	65	65	290	289
Selangor	1	3	3	1	2	95	140	130	40	799
Jumlah Total	15	18	12	7	9	3,484	2,179	1,005	1,338	2,440

PIKET YANG DILAPORKAN BAGI TAHUN 2007 - 2011
PICKET REPORTED FOR THE YEAR 2007 - 2011



TUNTUTAN PENGIKTIRAFAN MENGIKUT SEKTOR 2007 - 2011
CLAIMS FOR REGOGNITION BY SECTOR 2007 - 2011

SEKTOR SECTOR	BILANGAN KES NUMBER OF CASES				
	2007	2008	2009	2010	2011
Pertanian, Pemburuan dan Perhutanan <i>Agriculture, Hunting and Forestry</i>	7	9	9	4	7
Perikanan <i>Fishing</i>	0	0	0	0	0
Perlombongan dan Pengkuarian <i>Mining and Quarrying</i>	0	0	19	1	6
Pembuatan <i>Manufacturing</i>	35	30	10	52	58
Bekalan Elektrik, Gas dan Air <i>Electricity, Gas and Water Supply</i>	2	6	3	0	0
Pembinaan <i>Contruction</i>	0	0	4	2	0
Perdagangan Jual Borong dan Jual Runcit, Pembaikan Kenderaan Bermotor, Motosikal dan Barangan Persendirian dan Isi Rumah <i>Wholesale and Retail Trade, Repair of Motor Vehicles, Motorcycles and Personal and Household Goods</i>	2	4	7	3	12
Hotel dan Restoran <i>Hotels and Restaurants</i>	2	6	6	5	5
Pengangkutan, Penyimpanan dan Komunikasi <i>Transport, Storage and Communications</i>	22	9	12	10	7

TUNTUTAN PENGIKTIRAFAN MENGIKUT SEKTOR 2007 - 2011 (sambungan)
CLAIMS FOR REGOGNITION BY SECTOR 2007 - 2011 (continued)

SEKTOR SECTOR	BILANGAN KES NUMBER OF CASES				
	2007	2008	2009	2010	2011
Pengantaraan Kewangan <i>Financial Intermediation</i>	2	2	2	7	10
Aktiviti Hartanah, Penyewaan dan Perniagaan <i>Real Estate, Renting and Business Activities</i>	0	2	0	0	0
Pentadbiran Awam dan Pertahanan dan Keselamatan Sosial Wajib <i>Public Administration and Defence and Compulsory Social Security</i>	0	0	0	0	0
Pendidikan <i>Education</i>	0	0	0	1	2
Kesihatan dan Kerja Sosial <i>Health and Social Work</i>	1	0	0	0	0
Aktiviti Perkhidmatan Komuniti, Sosial dan Persendirian Lain <i>Other Community, Social and Personal Service Activities</i>	10	1	1	0	0
Isi Rumah Persendirian Dengan Pekerja Bergaji <i>Private Households With Employed Persons</i>	0	0	0	0	0
Organisasi dan Badan-Badan di Luar Wilayah <i>Extra-Territorial Organisations and Bodies</i>	0	0	0	0	0
Jumlah Total	83	69	73	85	107

PENYELESAIAN TUNTUTAN PENGIKTIRAFAN MENGIKUT KEPUTUSAN 2008 - 2011
SETTELEMENT OF CLAIMS FOR RECOGNITION BY RESULT 2008 - 2011

SEKTOR SECTOR	SECARA SUKARELA ACCORDED VOLUNTARILY				KEPUTUSAN MENTERI MINISTER'S DECISION				DITOLAK/TARIK BALIK/ TIDAK LAYAK/ DIBATALKAN REJECTED/ WITHDRAW/ NOT ELIGIBLE/FAULT			
	2008	2009	2010	2011	2008	2009	2010	2011	2008	2009	2010	2011
Pertanian, Pemburuan dan Perhutanan <i>Agriculture, Hunting and Forestry</i>	2	1	2	1	6	5	9	3	0	3	4	4
Perikanan <i>Fishing</i>	0	0	0	0	0	0	0	0	0	0	0	0
Perlombongan dan Pengkuarian <i>Mining and Quarrying</i>	0	2	0	1	0	6	8	2	0	8	4	3
Pembuatan <i>Manufacturing</i>	5	1	4	8	17	6	21	28	18	2	21	18
Bekalan Elektrik, Gas dan Air <i>Electricity, Gas and Water Supply</i>	0	1	0	0	1	3	1	0	0	0	0	2
Pembinaan <i>Construction</i>	0	0	0	0	0	0	4	1	0	0	0	0
Perdagangan Jual Borong dan Jual Runcit; Pembaikan Kenderaan Bermotor, Motosikal dan Barangan Persendirian dan Isi Rumah <i>Wholesale and Retail Trade, Repair of Motor Vehicles, Motorcycles and Personal and Household Goods</i>	1	0	0	2	1	9	3	3	3	6	0	9
Hotel dan Restoran <i>Hotels and Restaurants</i>	0	0	0	1	4	9	4	4	2	6	0	1
Pengangkutan, Penyimpanan dan Komunikasi <i>Transport, Storage and Communications</i>	0	1	0	2	8	8	7	4	8	8	5	4

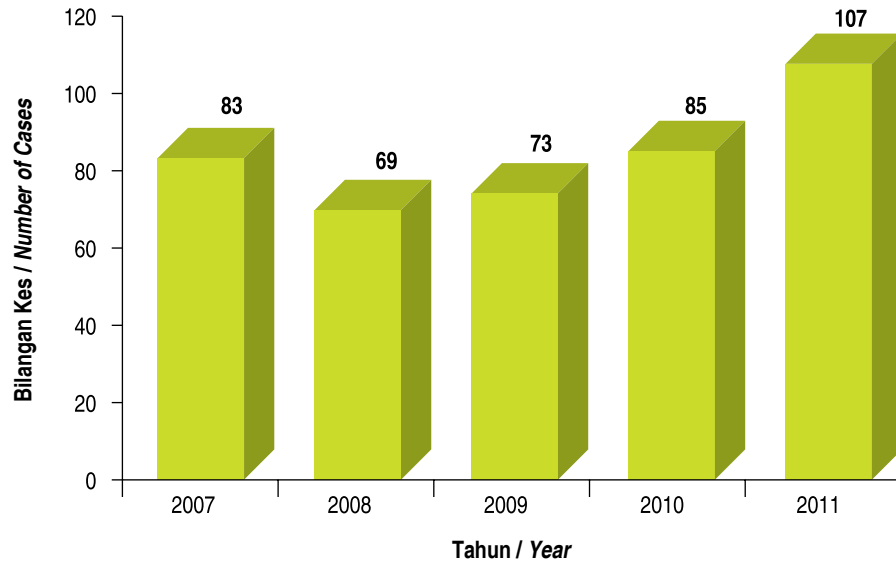
PENYELESAIAN TUNTUTAN PENGIKTIRAFAN MENGIKUT KEPUTUSAN 2008 - 2011 (sambungan)
SETTELEMENT OF CLAIMS FOR RECOGNITION BY RESULT 2008 - 2011 (continued)

SEKTOR SECTOR	SECARA SUKARELA ACCORDED VOLUNTARILY				KEPUTUSAN MENTERI MINISTER'S DECISION				DITOLAK/TARIK BALIK/ TIDAK LAYAK/ DIBATALKAN REJECTED/ WITHDRAW/ NOT ELIGIBLE/FAULT			
	2008	2009	2010	2011	2008	2009	2010	2011	2008	2009	2010	2011
Pengantaraan Kewangan <i>Financial Intermediation</i>	1	2	0	2	2	1	3	0	1	2	1	4
Aktiviti Hartanah, Penyewaan dan Perniagaan <i>Real Estate, Renting and Business Activities</i>	0	0	0	0	0	0	0	0	0	1	0	0
Pentadbiran Awam dan Pertahanan; Keselamatan Sosial Wajib <i>Public Administration and Defense and Compulsory Social Security</i>	0	0	0	1	0	0	0	0	0	0	0	0
Pendidikan <i>Education</i>	0	0	1	0	0	0	0	0	0	0	0	0
Kesihatan dan Kerja Sosial <i>Health and Social Work</i>	0	0	0	0	0	2	0	0	0	1	0	0
Aktiviti Perkhidmatan Komuniti, Sosial dan Persendirian lain <i>Other Community, Social and Personal Service Activities</i>	0	1	0	0	0	2	0	0	1	0	0	0
Isi Rumah Persendirian Dengan Pekerja Bergaji <i>Private Households With Employed Persons</i>	0	0	0	0	0	0	0	0	0	0	0	0
Organisasi dan Badan-Badan di Luar Wilayah <i>Extra-Territorial Organizations and Bodies</i>	0	0	0	0	0	0	0	0	0	0	0	0
Jumlah Total	9	9	7	18	39	51	60	45	33	37	35	45

PENGENDALIAN TUNTUTAN PENGIKTIRAFAN 2007 - 2011
CLAIMS FOR RECOGNITION 2007 - 2011

PERKARA PARTICULARS		2007	2008	2009	2010	2011
Dibawa Dari Tahun Lepas <i>Brought Forward From Previous Year</i>	Bil. <i>No.</i>	170	146	134	110	93
Dilaporkan <i>Reported</i>	Bil. <i>No.</i>	83	69	73	85	107
Dikendalikan <i>Dealt</i>	Bil. <i>No.</i>	253	215	207	195	200
Diselesaikan <i>Cases Resolved</i>	Bil. <i>No.</i>	107	81	97	102	108
	Peratus <i>Percentage</i>	42.29	37.67	46.86	52.31	54.00
CARA PENYELESAIAN METHOD OF SETTLEMENT						
i. Pengiktirafan Secara Sukarela <i>Recognition Accorded Voluntarily</i>	Bil. <i>No.</i>	13	10	9	7	18
ii. Pengiktirafan Atas Keputusan Menteri <i>Recognition Accorded by Decision of the Minister</i>	Bil. <i>No.</i>	32	26	28	30	31
iii. Keputusan Menteri Tidak Diiktiraf <i>Decision of the Minister Not Recognize</i>	Bil. <i>No.</i>	22	9	23	32	14
iv. Tuntutan Ditolak/Ditarik Balik/Kesatuan Tidak Layak/Dibatalkan <i>Claim Rejected/Withdrawn/Union not eligible/Fault</i>	Bil. <i>No.</i>	40	36	37	33	45
Jumlah <i>Total</i>	Bil. <i>No.</i>	107	81	97	102	108

TUNTUTAN PENGIKTIRAFAN YANG DILAPORKAN BAGI TAHUN 2007 - 2011
CLAIMS FOR RECOGNITION REPORTED FOR THE YEAR 2007 - 2011



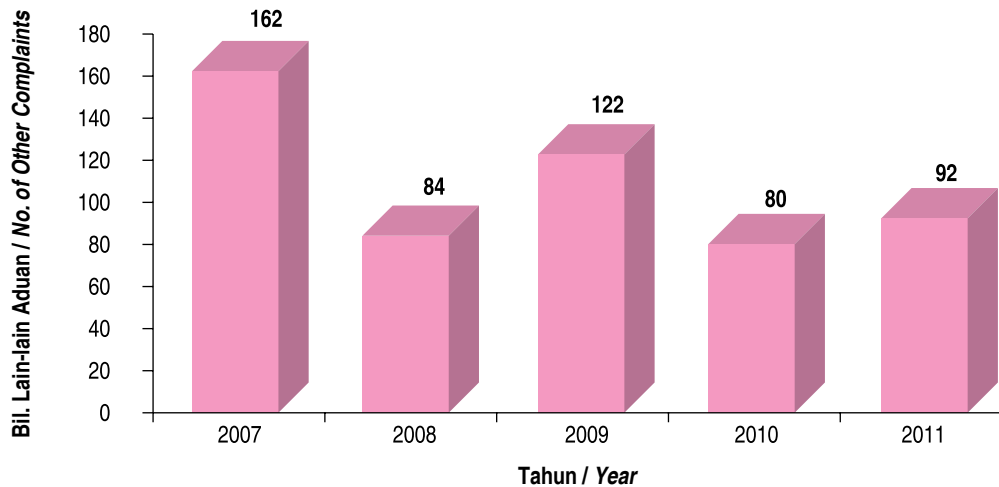
LAIN - LAIN ADUAN MENGIKUT PERKARA 2007 - 2011
MISCELLANEOUS COMPLAINTS BY SUBJECT 2007 - 2011

PERKARA SUBJECT	2007	2008	2009	2010	2011
Penamatan Kerja <i>Termination of Employment</i>	104	60	54	55	50
Amalan Perburuhan Yang Tidak Adil <i>Unfair Labour Practices</i>	10	2	12	2	12
Terma Dan Syarat Perkhidmatan <i>Terms and Conditions of Service</i>	7	0	6	2	4
Lain-lain (Contoh: penganiayaan, gangguan seksual dan sebagainya) <i>Others (e.g: victimisation, sexual harassment and etc)</i>	41	22	50	21	26
Jumlah Total	162	84	122	80	92

PENGENDALIAN LAIN - LAIN ADUAN 2007 - 2011
MISCELLANEOUS COMPLAINTS DEALT 2007 - 2011

PERKARA PARTICULARS	2007	2008	2009	2010	2011
Dibawa Dari Tahun Lepas <i>Brought Forward From Previous Year</i>	43	58	33	4	4
Dilaporkan <i>Reported</i>	162	84	122	80	92
Dikendalikan <i>Dealt</i>	205	142	155	84	96
Diselesaikan <i>Resolved</i>	147	109	151	80	93
Peratus <i>Percentage</i>	71.71	76.76	97.42	95.24	96.88

LAIN-LAIN ADUAN YANG DILAPORKAN BAGI TAHUN 2007 - 2011
OTHER COMPLAINTS REPORTED FOR THE YEAR 2007 - 2011



PERJANJIAN KOLEKTIF MENGIKUT SEKTOR 2007 - 2011
COLLECTIVE AGREEMENTS BY SECTOR 2007 - 2011

SEKTOR SECTOR	BILANGAN PERJANJIAN KOLEKTIF NUMBER OF COLLECTIVE AGREEMENTS					PEKERJA DILIPUTI* WORKERS COVERED*				
	2007	2008	2009	2010	2011	2007	2008	2009	2010	2011
Pertanian, Pemburuan dan Perhutanan <i>Agriculture, Hunting and Forestry</i>	9	13	8	12	14	34,014	1,304	616	13,367	41,550
Perikanan <i>Fishing</i>	0	0	0	0	0	0	0	0	0	0
Perombongan dan Pengkuarian <i>Mining and Quarrying</i>	2	7	9	6	14	63	520	838	1,088	10,717
Pembuatan <i>Manufacturing</i>	127	128	143	190	175	34,308	17,133	31,018	44,109	48,852
Bekalan Elektrik, Gas dan Air <i>Electricity, Gas and Water Supply</i>	1	10	1	4	9	78	6,234	1,481	1,893	23,092
Pembinaan <i>Construction</i>	1	2	3	4	1	63	52	155	41	280
Perdagangan Jual Borong dan Jual Runcit, Pembaikan Kenderaan Bermotor, Motosikal dan Barangan Persendirian dan Isi Rumah <i>Wholesale and Retail Trade, Repair of Motor Vehicles, Motorcycles and Personal and Household Goods</i>	10	25	18	15	13	2,941	10,564	1,578	1,023	2,416
Hotel dan Restoran <i>Hotels and Restaurants</i>	13	22	23	27	25	2,048	2,599	2,996	3,673	3,286
Pengangkutan, Penyimpanan dan Komunikasi <i>Transport, Storage and Communications</i>	22	20	21	32	24	107,121	3,152	27,731	25,944	8,340

PERJANJIAN KOLEKTIF MENGIKUT SEKTOR 2007 - 2011 (sambungan)
COLLECTIVE AGREEMENTS BY SECTOR 2007 - 2011 (continued)

SEKTOR SECTOR	BILANGAN PERJANJIAN KOLEKTIF NUMBER OF COLLECTIVE AGREEMENTS					PEKERJA DILIPUTI* WORKERS COVERED*				
	2007	2008	2009	2010	2011	2007	2008	2009	2010	2011
Pengantaraan Kewangan <i>Financial Intermediation</i>	8	13	22	15	20	2,750	34,247	3,162	47,282	3,539
Aktiviti Hartanah, Penyewaan dan Perniagaan <i>Real Estate, Renting and Business Activities</i>	9	11	6	6	9	1,359	5,638	427	1,131	2,689
Pentadbiran Awam dan Pertahanan dan Keselamatan Sosial Wajib <i>Public Administration and Defence and Compulsory Social Security</i>	0	0	0	0	0	0	0	0	0	0
Pendidikan <i>Education</i>	2	1	2	0	1	444	535	428	0	880
Kesihatan dan Kerja Sosial <i>Health and Social Work</i>	3	3	3	3	6	1,155	47	1,003	1,132	1,914
Aktiviti Perkhidmatan Komuniti, Sosial dan Persendirian Lain <i>Other Community, Social and Personal Service Activities</i>	9	15	17	16	11	804	4,330	3,923	728	1,217
Isi Rumah Persendirian Dengan Pekerja Bergaji <i>Private Households With Employed Persons</i>	0	0	0	0	0	0	0	0	0	0
Organisasi dan Badan-Badan di Luar Wilayah <i>Extra-Territorial Organisations and Bodies</i>	0	0	0	0	0	0	0	0	0	0
Jumlah Total	216	270	276	330	322	187,148	86,355	75,356	141,411	148,772

* Berasaskan Perjanjian Kolektif Dan Borang Maklumat Syarikat Yang Memberi Respons
 * Based On Collective Agreements And Information Sheets Of Respondent Companies

PURATA PERATUS PELARASAN UPAH DI DALAM PERJANJIAN KOLEKTIF MENGIKUT SEKTOR 2007 - 2011
AVERAGE PERCENTAGE OF WAGE ADJUSTMENT IN COLLECTIVE AGREEMENTS BY SECTOR 2007 - 2011

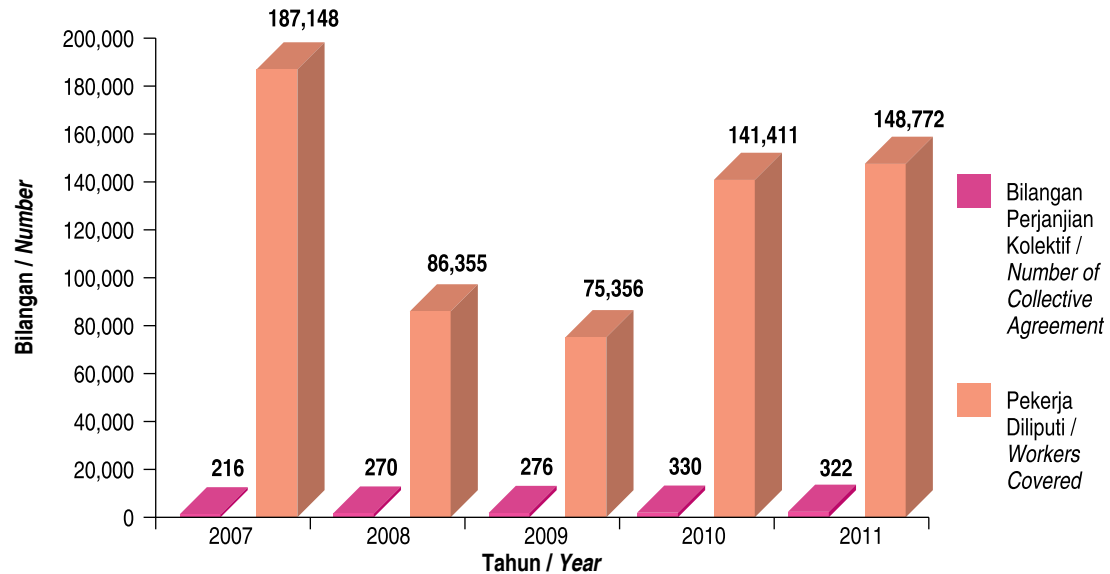
SEKTOR SECTOR	PURATA PERATUS PELARASAN UPAH* AVERAGE PERCENTAGE OF WAGE ADJUSTMENT*				
	2007	2008	2009	2010	2011
Pertanian, Pemburuan dan Perhutanan <i>Agriculture, Hunting and Forestry</i>	11	7	5	7	10
Perikanan <i>Fishing</i>	0	0	0	0	0
Perlombongan dan Pengkuarian <i>Mining and Quarrying</i>	13	4	4	5	2
Pembuatan <i>Manufacturing</i>	5	6	5	5	5
Bekalan Elektrik, Gas dan Air <i>Electricity, Gas and Water Supply</i>	8	5	0	3	8
Pembinaan <i>Construction</i>	5	2	7	3	7
Perdagangan Jual Borong dan Jual Runcit; Pembaikan Kenderaan Bermotor, Motosikal dan Barangan Persendirian dan Isi Rumah <i>Wholesale and Retail Trade, Repair of Motor Vehicles, Motorcycles and Personal and Household Goods</i>	6	5	5	3	5
Hotel dan Restoran <i>Hotels and Restaurants</i>	5	5	8	5	5
Pengangkutan, Penyimpanan dan Komunikasi <i>Transport, Storage and Communications</i>	6	5	5	8	5

**PURATA PERATUS PELARASAN UPAH DI DALAM PERJANJIAN KOLEKTIF MENGIKUT SEKTOR 2007 - 2011
(sambungan)**
AVERAGE PERCENTAGE OF WAGE ADJUSTMENT IN COLLECTIVE AGREEMENTS BY SECTOR 2007 - 2011 (continued)

SEKTOR SECTOR	PURATA PERATUS PELARASAN UPAH* AVERAGE PERCENTAGE OF WAGE ADJUSTMENT*				
	2007	2008	2009	2010	2011
Pengantaraan Kewangan <i>Financial Intermediation</i>	7	16	9	8	8
Aktiviti Hartanah, Penyewaan dan Perniagaan <i>Real Estate, Renting and Business Activities</i>	5	6	3	7	4
Pentadbiran AwaM dan Pertahanan dan Keselamatan Sosial Wajib <i>Public Administration and Defence and Compulsory Social Security</i>	0	0	0	0	0
Pendidikan <i>Education</i>	8	10	8	0	10
Kesihatan dan Kerja Sosial <i>Health and Social Work</i>	6	3	6	6	5
Aktiviti Perkhidmatan Komuniti, Sosial dan Persendirian Lain <i>Other Community, Social and Personal Service Activities</i>	5	8	5	5	7
Isi Rumah Persendirian Dengan Pekerja Bergaji <i>Private Households With Employed Persons</i>	0	0	0	0	0
Organisasi dan Badan-Badan di Luar Wilayah <i>Extra-Territorial Organisations and Bodies</i>	0	0	0	0	0

* Berasaskan Perjanjian Kolektif Dan Borang Maklumat Syarikat Yang Memberi Respons
* Based On Collective Agreements And Information Sheets Of Respondent Companies

PERJANJIAN KOLEKTIF BAGI TAHUN 2007 - 2011
COLLECTIVE AGREEMENTS FOR THE YEAR 2007 - 2011



KHIDMAT NASIHAT MENGIKUT PERKARA 2007 - 2011
ADVISORY SERVICES BY SUBJECT 2007 - 2011

PERKARA SUBJECT	BILANGAN PIHAK NUMBER OF PARTIES					MASA (Minit) TIME (Minutes)				
	2007	2008	2009	2010	2011	2007	2008	2009	2010	2011
Tuntutan Pengiktirafan <i>Claims For Recognition</i>	184	130	268	684	320	3,048	2,120	5,753	7,085	8,405
Keengganan Memulakan Perundingan Perjanjian Kolektif <i>Refusal To Enter Into Collective Bargaining</i>	2,259	1,891	1,693	1,504	835	20,744	19,757	9,643	9,537	10,913
<i>Kebuntuan Dalam Perundingan Perjanjian Kolektif</i> <i>Deadlock In Collective Bargaining</i>	20,286	17,383	4,723	11,067	2,481	101,197	107,140	56,115	53,678	38,250
Pertikaian Mengenai Terma Dan Syarat Pekerjaan Termasuk Tidak Melaksanakan Terma Yang Dikontrakkan Dalam Perjanjian Kolektif Dan Lain-Lain Kontrak perkhidmatan <i>Disputes Over Terms And Conditions Of Contractual Terms In Collective Agreements & Other Service Contracts</i>	1,749	1,559	1,389	1,742	898	19,810	21,371	18,095	18,450	13,779
Pembuangan Kerja <i>Dismissals</i>	7,914	6,839	7,132	5,994	7,311	214,714	174,653	206,211	179,308	202,125
Pengeneapan Kerja Dan Renti-Kerjasentara <i>Retrenchment And Lay Off</i>	357	432	805	528	794	10,882	7,452	19,140	11,600	16,452
Kenaikan Pangkat, Pengagihan Tugas, Pertukaran Dan Lain-Lain Hak Istimewa Pengurusan <i>Promotion, Allocation Of Duties, Transfer And Other Management Prerogatives</i>	304	341	433	452	654	5,490	6,454	10,140	10,071	14,680

KHIDMAT NASIHAT MENGIKUT PERKARA 2007 - 2011 (sambungan)
ADVISORY SERVICES BY SUBJECT 2007 - 2011 (continued)

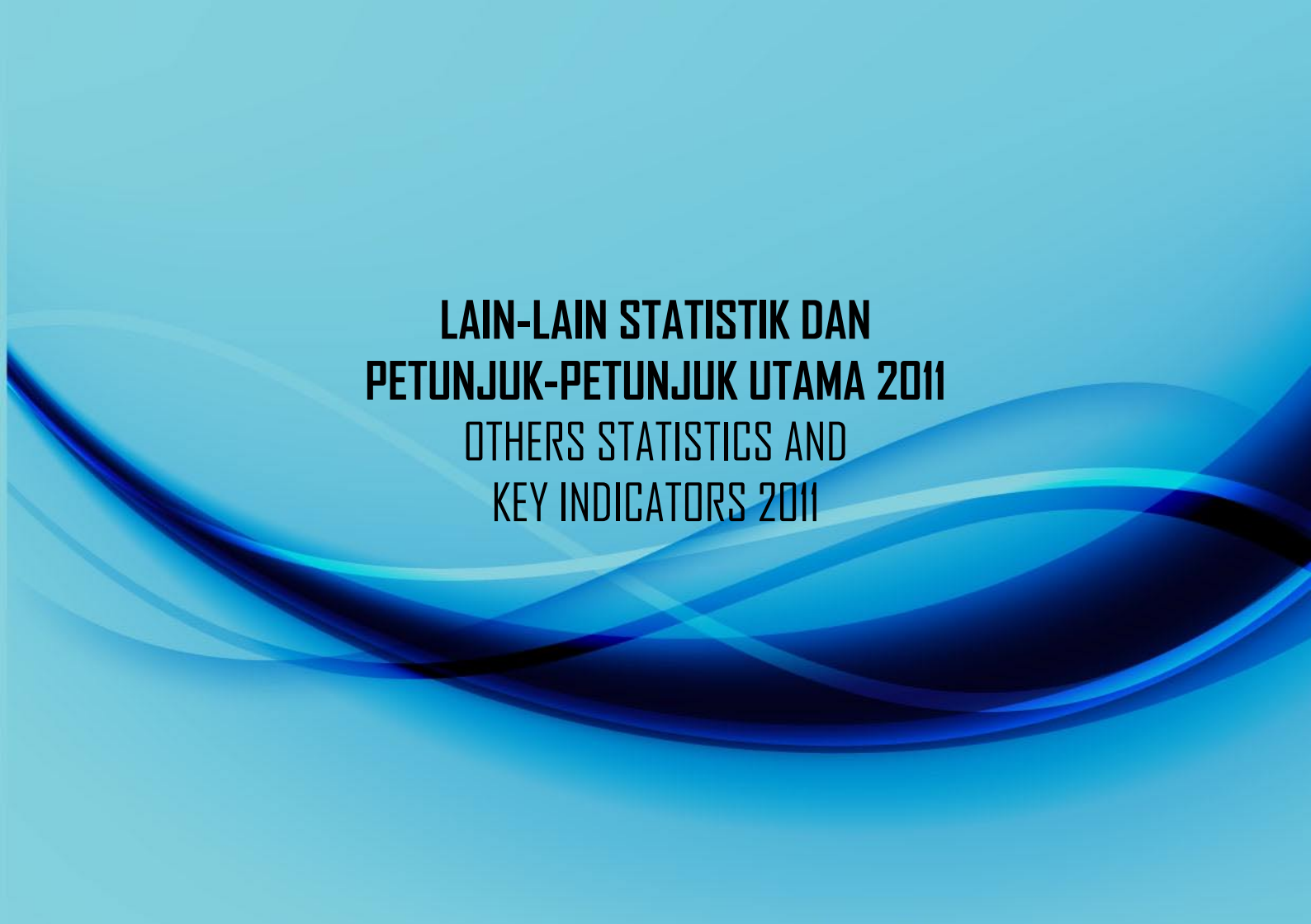
PERKARA SUBJECT	BILANGAN PIHAK NUMBER OF PARTIES					MASA (Minit) TIME (Minutes)				
	2007	2008	2009	2010	2011	2007	2008	2009	2010	2011
Penurunan Pangkat, Penggantungan Kerja, Surat Amaran Dan Lain-Lain Tindakan Disiplin Terhadap Pekerja <i>Demotion, Suspension, Warning Letter And Other Disciplinary Actions Against Workers</i>	369	362	571	728	1,002	8,381	8,658	16,430	18,890	22,891
Kegagalan Mematuhi Piawai Perburuhan Dan Yang Diperuntukan Dalam Undang-Undang Perburuhan Berkaitan Dengan Kemudahan Dan Lain-Lain Faedah Yang Bukan Kewangan <i>Non-Implementation Of Labour Standards And Statutory Provisions Relating To Amenities And Other Non-Monetary Benefits</i>	267	163	264	333	683	3,928	2,593	4,765	6,505	10,030
Pelanggaran Hak Pekerja/Ketidakadilan Dalam Amalan Perburuhan <i>Infringement Of Worker's Right/Unfair Labour Practices</i>	813	319	580	679	827	30,159	8,121	15,040	12,074	18,648
Lain-Lain <i>Others</i>	4,931	3,745	6,108	4,409	3,832	130,101	51,032	87,864	83,463	87,660
Jumlah Total	39,433	33,164	23,966	28,120	19,637	548,454	409,351	449,196	410,661	443,833

LAWATAN DAN LATIHAN YANG DIJALANKAN MENGIKUT PEJABAT 2007 - 2011
VISITS AND TRAINING CONDUCTED BY OFFICE 2007 - 2011

PEJABAT OFFICE	BILANGAN NUMBER									
	LAWATAN VISITS					LATIHAN TRAINING				
	2007	2008	2009	2010	2011	2007	2008	2009	2010	2011
Ibu Pejabat (<i>Headquarters</i>)	0	11	0	0	0	2	0	0	0	0
Wilayah Persekutuan	0	58	108	132	110	12	12	9	13	11
Selangor	16	9	24	39	66	14	16	15	26	38
Johor	291	294	218	148	307	16	16	22	24	44
Perak	107	306	368	381	266	12	12	12	13	13
Pulau Pinang	148	139	77	85	102	0	15	12	12	17
Negeri Sembilan	111	93	81	114	146	35	12	20	44	51
Kedah/Perlis	44	104	111	211	164	0	9	18	23	17
Kelantan	114	95	125	77	195	14	13	12	12	12
Terengganu	147	144	96	144	148	22	13	16	16	16
Pahang	107	59	64	171	125	11	14	16	12	12
Melaka	161	147	151	158	144	51	12	28	24	24
Kluang	56	55	41	50	50	24	20	18	24	15
Muar	50	42	50	52	50	12	12	12	12	12
Sarawak	101	145	49	154	215	72	24	44	61	25
Sabah	61	76	127	101	176	15	12	21	17	32
Jumlah Total	1,514	1,777	1,690	2,017	2,264	312	212	275	333	339

CERAMAH DAN DIALOG YANG DIJALANKAN MENGIKUT PEJABAT 2007 - 2011
TALKS AND DIALOGUES CONDUCTED BY OFFICE 2007 - 2011

PEJABAT OFFICE	BILANGAN NUMBER									
	CERAMAH TALKS					DIALOG DIALOGUES				
	2007	2008	2009	2010	2011	2007	2008	2009	2010	2011
Ibu Pejabat (<i>Headquarters</i>)	0	0	0	0	0	0	0	0	0	0
Wilayah Persekutuan	3	0	0	0	1	7	25	9	60	4
Selangor	1	3	7	17	14	12	8	8	6	8
Johor	247	2	0	0	0	5	290	469	266	299
Perak	57	39	48	48	38	57	33	48	43	26
Pulau Pinang	8	24	7	24	3	4	21	17	18	5
Negeri Sembilan	2	12	15	16	28	40	35	52	98	118
Kedah/Perlis	0	41	47	94	59	5	4	67	143	112
Kelantan	0	0	0	0	0	73	96	125	77	195
Terengganu	0	0	0	0	0	146	144	96	144	148
Pahang	0	0	0	0	0	96	52	65	112	125
Melaka	102	146	153	158	144	121	146	153	158	144
Kluang	15	0	0	9	0	35	53	63	13	57
Muar	0	1	9	3	3	50	44	52	50	49
Sarawak	110	151	57	131	93	0	0	0	0	0
Sabah	1	0	0	0	0	35	76	153	38	195
Jumlah Total	546	419	343	500	383	686	1,027	1,377	1,226	1,485

The background features a light blue gradient with several overlapping, flowing, wavy lines in various shades of blue, creating a sense of motion and depth. The lines are smooth and curved, resembling waves or abstract data paths.

**LAIN-LAIN STATISTIK DAN
PETUNJUK-PETUNJUK UTAMA 2011**
OTHERS STATISTICS AND
KEY INDICATORS 2011

Nota Keterangan :

KELUARAN DALAM NEGERI KASAR (KDNK)

Jumlah nilai barang dan perkhidmatan yang dikeluarkan dalam tempoh tertentu selepas menolak harga barang dan perkhidmatan yang digunakan dalam proses pengeluaran tetapi belum ditolak peruntukan bagi penggunaan modal tetap. KDNK boleh dinilai pada nilai-nilai pembeli dan pada harga faktor.

INDEKS HARGA PENGGUNA

Mengukur kadar perubahan purata bagi sekumpulan barang dan perkhidmatan yang ditetapkan, yang mewakili corak perbelanjaan keseluruhan isi rumah di Malaysia dengan menggunakan tahun 1994 sebagai tahun asas.

TENAGA BURUH

Merujuk kepada semua orang, pada bila-bila masa sepanjang minggu rujukan, yang berada dalam kumpulan umur 15-64 tahun (tahun genap pada hari lahir yang terakhir) dan mereka sama ada bekerja atau menganggur.

GUNA TENAGA

Merujuk kepada mereka yang melakukan sebarang pekerjaan untuk mendapat bayaran, keuntungan atau keuntungan keluarga (sebagai majikan, pekerja, pekerja sendiri atau pekerja keluarga tanpa gaji)

KADAR PENGANGGURAN

Kadar pengangguran (%) = $\frac{\text{Bil. penganggur}}{\text{Bil. penduduk di dalam tenaga buruh}} \times 100$

Notes :

GROSS DOMESTIC PRODUCT (GDP)

The total value of goods and services produced within a given period after deducting the cost of goods and services used up in the process of production but before deducting allowances for the consumption of fixed capital. GDP can be valued at purchasers' values and at factor cost.

CONSUMER PRICE INDEX

Measures the average rate of change in prices of a fixed basket of goods and services which represents the expenditure pattern of all households in Malaysia with 1994 as the base year.

LABOUR FORCE

Refers to all person who, at any time during the reference week, were in the 16-64 years age group (in complete years at last birthday) and who were either employed or unemployed.

EMPLOYMENT

Refers to all person who did any work for pay, profit or family gain (as an employer, employee, own account worker or unpaid family worker).

UNEMPLOYMENT RATE

Unemployment Rate (%) = $\frac{\text{No. of unemployment}}{\text{Total no. in the labour force}} \times 100$

KATEGORI DAN KEANGGOTAAN KESATUAN SEKERJA 2007 - 2011

CATEGORY AND TRADE UNION MEMBERSHIP 2007 - 2011

Kategori Category	2007		2008		2009		2010		2011	
	Bil. No.	Keanggotaan Membership	Bil. No.	Keanggotaan Membership	Bil. No.	Keanggotaan Membership	Bil. No.	Keanggotaan Membership	Bil. No.	Keanggotaan Membership
Kesatuan Sekerja Pekerja: <i>Trade Union of Workmen:</i> • Pekerja-Pekerja Sektor Swasta • <i>Workers in Private Sector</i>	407	431,207	421	433,079	436	433,702	439	430,262	441	426, 856
• Pekerja-Pekerja Sektor Kerajaan • <i>Workers in Government Sector</i>	130	305,606	132	306,029	137	306,168	139	306,176	144	306,499
• Pekerja-Pekerja Badan Berkanun Dan Penguasa-Penguasa Tempatan • <i>Workers in Statutory Bodies and Local Authorities</i>	92	65,726	92	65,803	93	66,317	98	66,178	98	66,143
Kesatuan-Kesatuan Majikan <i>Trade Union of Employers</i>	13	673	14	673	14	673	14	673	14	673
Jumlah Total	642	803,212	659	805,584	680	806,860	690	803,289	697	800,171

Sumber: Laman Web Jabatan Hal Ehwal Kesatuan Sekerja
Source: [Department of Trade Union Affairs Website](#)

BILANGAN DAN KEANGGOTAAN KESATUAN SEKERJA MENGIKUT JANTINA 2007 - 2011

NUMBER OF TRADE UNIONS AND TRADE UNIONS MEMBERSHIPS BY GENDER 2007 - 2011

Tahun Year	Bilangan Kesatuan Number of Trade Unions	Keanggotaan Membership		
		Lelaki Male	Perempuan Female	Jumlah Total
2007	642	485,306	317,906	803,212
2008	659	486,978	318,587	805,565
2009	680	487,679	319,181	806,860
2010	690	485,747	317,542	803,289
2011	697	482,653	317,518	800,171

Sumber: Laman Web Jabatan Hal Ehwal Kesatuan Sekerja
 Source: [Department of Trade Union Affairs Website](#)

BILANGAN KESATUAN SEKERJA MENGIKUT SEKTOR 2007 - 2011

NUMBER OF TRADE UNIONS BY SECTOR 2007 - 2011

Sektor Sector	2007	2008	2009	2010	2011
Pertanian, Perhutanan dan Perikanan <i>Agriculture, Hunting and Forestry</i>	55	58	58	56	54
Perlombongan dan Pengkuarian <i>Mining and Quarrying</i>	1	1	1	1	1
Pembuatan <i>Manufacturing</i>	154	159	162	169	177
Elektrik, Gas dan Air <i>Electricity, Gas and Water Supply</i>	40	40	40	40	39
Pembinaan <i>Construction</i>	11	11	11	11	11
Perdagangan <i>Trade</i>	21	24	32	32	30
Pengangkutan dan Telekomunikasi <i>Transport and Communication</i>	62	63	65	64	59
Perkhidmatan <i>Services</i>	298	303	311	317	326
Jumlah Total	642	659	680	690	697

Sumber: Laman Web Jabatan Hal Ehwal Kesatuan Sekerja
Source: Department of Trade Union Affairs Website

KELUARAN DALAM NEGERI KASAR (KDNK) MALAYSIA 2007 - 2011

GROSS DOMESTIC PRODUCT (GDP) FOR MALAYSIA 2007 - 2011

Tahun Year	Kadar Pertumbuhan (%) Growth Rate (%)
2007	6.3
2008	4.8
2009	-1.5
2010	7.2
2011	5.1

Sumber: Laman Web Jabatan Perangkaan Malaysia
Source: [Malaysia Statistics Department Website](#)

PERTUMBUHAN KELUARAN DALAM NEGERI KASAR (KDNK) ENAM NEGARA UTAMA ASEAN 2009 - 2010

GROWTH OF GROSS DOMESTIC PRODUCT (GDP) FOR SIX MAJOR ASEAN COUNTRY 2009 - 2010

Negara Country	Tahun Year	
	2009 (%)	2010 (%)
Indonesia	4.5	6.1
Malaysia	-1.7	7.2
Filipina	1.1	7.3
Singapura	-0.8	14.5
Thailand	-2.3	7.8
Vietnam	5.2	6.5
Purata	1.3	7.3

Sumber: Laman Web Jabatan Perangkaan Malaysia
Source: [Malaysia Statistics Department Website](#)

INDEKS HARGA PENGGUNA (IHP) 2007 - 2011

CONSUMER PRICE INDEX (CPI) 2007 - 2011

Tahun Year	Indeks Harga Pengguna (%) Consumer Price index (%)
2007	2.6
2008	5.4
2009	3.7
2010	1.7
2011	3.2

Sumber: Laman Web Jabatan Perangkaan Malaysia
Source: [Malaysia Statistics Department Website](#)

TENAGA BURUH, GUNA TENAGA DAN KADAR PENGANGGURAN 2007 - 2011

LABOUR FORCE, EMPLOYMENT AND UNEMPLOYMENT RATE 2007 - 2011

Tahun Year	Tenaga Buruh ('000) Labour Force ('000)	Guna Tenaga ('000) Employment ('000)	Kadar Pengangguran (%) Unemployment Rate (%)
2007	10,889.5	10,538.1	3.2
2008	11,170.8	10,819.8	3.7
2009	11,315.3	10,897.3	4.5
2010	11,517.2	11,129.4	3.4
2011	12,804.9	12,405.6	3.2

Sumber: Laman Web Jabatan Perangkaan Malaysia
Source: [Malaysia Statistics Department Website](#)

PEKERJA ASING DI MALAYSIA 2007 - 2011
FOREIGN WORKERS IN MALAYSIA 2007 - 2011

Tahun Year	Bilangan Number
2007	2,044,805
2008	2,062,596
2009	1,918,146
2010	1,817,871
2011	1,573,061

Sumber: Jabatan Tenaga Kerja, Semenanjung Malaysia
Source: [labour Department Peninsular Malaysia](#)

DAYA SAING MALAYSIA (RANKING BAGI PRESTASI KESELURUHAN) 2007 - 2011

MALAYSIA COMPETITIVENESS (OVERALL PERFORMANCE RANKING) 2007 - 2011

Negara Countries	2007	2008	2009	2010	2011	Negara Countries	2007	2008	2009	2010	2011
United Sates	1	1	1	3	1	Finland	17	15	9	19	15
Singapore	2	2	3	1	3	Germany	16	16	13	16	10
Hong Kong	3	3	2	2	1	China	15	17	20	18	19
Switzerland	6	4	4	4	5	New Zealand	19	18	15	20	21
Luxembourg	4	5	12	11	11	Malaysia	23	19	18	10	16
Denmark	5	6	5	13	12	Israel	21	20	24	17	17
Australia	12	7	7	5	9	United Kingdom	20	21	21	22	20
Canada	10	8	8	7	7	Japan	24	22	17	27	26
Sweden	9	9	6	6	4	Estonia	22	23	35	34	33
Netherlands	8	10	10	12	14	Belgium	25	24	22	25	23
Norway	13	11	11	9	13	France	28	25	28	24	29
Ireland	14	12	19	21	24	Chile	26	26	25	28	25
Taiwan	18	13	23	8	6	Thailand	33	27	26	26	27
Austria	11	14	16	14	18	Czech Republic	32	28	29	29	30

Sumber: Perbadanan Produktiviti Malaysia
Source: Malaysia Productivity Corporation

DAYA SAING MALAYSIA (POPULASI LEBIH DARIPADA 20 JUTA) 2007 - 2011
MALAYSIA COMPETITIVENESS (POPULATION GREATER THAN 20 MILLION) 2007 - 2011

Negara Countries	2007	2008	2009	2010	2011	Negara Countries	2007	2008	2009	2010	2011
United Sates	1	1	1	1	1	Philippines	19	16	18	18	19
Australia	3	2	2	2	4	Colombia	15	17	25	22	23
Canada	2	3	3	3	3	Brazil	23	18	16	17	22
Taiwan	6	4	9	4	2	Poland	26	19	19	14	14
Germany	5	5	4	6	5	Romania	18	20	26	26	25
China	4	6	7	7	7	Italy	16	21	24	19	20
Malaysia	8	7	6	5	6	Russia	17	22	23	25	24
United Kingdom	7	8	8	8	8	Turkey	22	23	21	24	18
Japan	9	9	5	12	10	Mexico	21	24	20	23	17
France	11	10	12	10	12	Indonesia	27	25	17	15	16
Thailand	14	11	10	11	11	Argentina	25	26	27	27	27
India	10	12	13	13	13	South Africa	24	27	22	21	26
Korea	12	13	11	9	9	Ukraine	20	28	28	28	28
Spain	13	14	15	16	15	Venezuela	28	29	29	29	29
Peru	-	15	14	20	21						

Sumber: Perbadanan Produktiviti Malaysia
 Source: [Malaysia Productivity Corporation](#)

RATIFIKASI KONVENSYEN ILO OLEH MALAYSIA ILO CONVENTION RATIFICATION BY MALAYSIA

Konvensyen Convention	Tarikh Ratifikasi Ratification Date
C29 Forced Labour Convention, 1930	11/11/57
C50 Recruiting of Indigenous Workers, 1936	11/11/57
C64 Contracts of Employment (Indigenous Workers) Convention, 1939	11/11/57
C65 Penal Sanctions (Indigenous Workers) Convention, 1939	11/11/57
C81 Labour Inspection Convention, 1947	01/07/63
C88 Employment Service Convention, 1948	06/06/74
C95 Protection of Wages Convention, 1949	17.11.1961
C98 Right to Organise and Collective Bargaining Convention, 1949	05/06/61
C100 Equal Remuneration Convention, 1951	09/09/97
C105 Abolition of Forced Labour Convention, 1957	13.10.1958 "denounced" pada 10.10.1990 <i>"denounced" on 10.10.1990</i>
C119 Guarding of Machinery Convention, 1963	06/06/74
C123 Minimum Age (Underground Work) Convention, 1965	06/06/74
C138 Minimum Age Convention, 1973	09/09/97
C144 Tripartite Consultation (International Labour Standards) Convention, 1976	14.06.2002
C182 Worst Forms of Child Labour Convention, 1999	10/11/00

Jumlah Ratifikasi: 14 Ratifikasi Bersyarat: 0 Denounced: 1
Ratified: 14 Conditional Ratification: 0 Denounced: 1

Sumber: Laman Web ILO
Source: ILO Website

BILANGAN PENDUDUK MENGIKUT WILAYAH 2007 - 2011

TOTAL POPULATION BY REGION 2007 - 2011

Wilayah Regions	Penduduk ('000) Population ('000)				
	2007	2008	2009	2010	2011
Semenanjung Malaysia <i>Peninsular Malaysia</i>	21,619.6	22,056.8	22,513.1	22,529.7	23,041.8
Sabah	3,149.8	3,219.2	3,290.0	3,214.2	3,406.2
Sarawak	2,404.2	2,452.8	2,503.6	2,506.5	2,516.2
Jumlah Total	27,173.6	27,728.7	28,306.7	28,250.5	28,964.3

Sumber: Jabatan Perangkaan Malaysia
Source: *Malaysia Statistics Department*

Nota/Notes:

- Unjuran penduduk berasaskan kepada banci penduduk 2000 yang disesuaikan
Population projections based on the adjusted 2000 population census.
- Jumlah campuran mungkin berbeza kerana pembulatan
The added total may differ due to rounding

BILANGAN PENDUDUK MENGIKUT JANTINA 2007 - 2011
TOTAL POPULATION BY GENDER 2007 - 2011

Jantina Gender	Penduduk ('000) Population ('000)				
	2007	2008	2009	2010	2011
Lelaki Male	13,833.0	14,114.3	14,407.2	14,379.9	14,912.0
Perempuan Female	13,340.6	13,614.4	13,899.4	13,870.6	14,052.3
Jumlah Total	27,173.6	27,728.7	28,306.7	28,250.5	28,964.3

Sumber: Jabatan Perangkaan Malaysia
 Source: [Malaysia Statistics Department](#)

SEKRETARIAT / SECRETARIAT

PENAUNG / CONDESCENT

Fong Khei Por AMK

Ketua Pengarah / *Director General*

Perhubungan Perusahaan Malaysia / *Industrial Relations Malaysia*

PENASIHAT / ADVISOR

Khalid bin Jali

Timbalan Ketua Pengarah / *Deputy Director General*

Perhubungan Perusahaan Malaysia / *Industrial Relations Malaysia*

KETUA EDITOR / EDITOR-IN-CHIEF

Mohd Napiah bin Haris

Pengarah / *Director*

Bahagian Keharmonian Perusahaan & Penyelidikan / *Industrial Harmony & Reseah Division*

SIDANG REDAKSI

Zaini binti Bahron Mohamed

Jamilin bin Tiasan

Suryati binti Shamsul

Zurina binti Ahmad Taib

Mohamad Faizal bin Ahmad Termizi

Zarina binti Mohd Sarip

Sri Rahmawati binti Mustahar Isa

Wan Nur Afiza binti Mohamed

Mohammad Akhari bin Mat Isa

Aishahton Safinaz binti Abdul Aziz

Balqis Salwa binti Mohamad Bahar

Mahirah binti Rahaman@Ab Rahman

Untuk Maklumat Lanjut Sila Hubungi / *For Further Information Kindly Refer To:*

Jabatan Perhubungan Perusahaan

Kementerian Sumber Manusia

Industrial Relations Department

Ministry of Human Resources

Alamat / *Address:*

Aras 9, Blok D4, Kompleks D,

Pusat Pentadbiran Kerajaan Persekutuan,

62530 Wilayah Persekutuan Putrajaya.

Telefon / *Telephone* : 03-88865000

Faks / *Fax* : 03-88892355

E-mel / *E-mail* : jppm@mohr.gov.my

Laman Web / *Homepage* : <http://jpp.mohr.gov.my/>

Facebook : Jabatan Perhubungan Perusahaan Malaysia (JPPM)

Diterbitkan Oleh / *Published By:*

Unit Penyelidikan

Bahagian Keharmonian Perusahaan & Penyelidikan

Research Unit

Industrial Harmony & Reseah Division

Hak cipta terpelihara. Mana-mana bahagian penerbitan ini tidak boleh disiarkan dalam apa-apa jua cara, sama ada secara elektronik, fotokopi, mekanik, rakaman atau lain-lain sebelum mendapat izin bertulis daripada penerbit Jabatan Perhubungan Perusahaan Malaysia, Kementerian Sumber Manusia.

All rights reserved. No part of this publications may be reproduced, stored in a retrieval system, or transmitted in any form or by any means, electrical, mechanical, photocopying, recording or otherwise, without the prior permission in writing of the Department of Industrial Relations of Malaysia, Ministry of Human Resources.