



STATISTIK & PETUNJUK-PETUNJUK UTAMA

STATISTICS & KEY INDICATORS

2022

JABATAN PERHUBUNGAN PERUSAHAAN MALAYSIA
DEPARTMENT OF INDUSTRIAL RELATIONS MALAYSIA



**STATISTIK &
PETUNJUK-PETUNJUK UTAMA**

STATISTICS & KEY INDICATORS

**JABATAN PERHUBUNGAN
PERUSAHAAN MALAYSIA**

*DEPARTMENT OF INDUSTRIAL
RELATIONS MALAYSIA*

**20
22**



PRAKATA

Assalamualaikum w.b.t

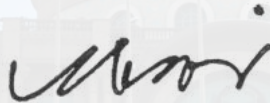
Salam Sejahtera

Tahun 2022 menyaksikan JPPM yang telah bertapak selama 50 tahun di dalam bidang perhubungan perusahaan negara. Pasti ia memberi sedikit perubahan kepada cara bekerja. Dahulunya pangkalan data Jabatan menggunakan Microsoft Access. Kini pangkalan data telah menggunakan Enforcement Management System Modul C (EMSC) yang mana ianya membantu operasi Jabatan dengan bantuan teknologi.

Pencapaian JPPM pada tahun 2022 amat memberangsangkan dengan keseluruhan aktiviti tercapai melebihi 50%. Pertukaran fasa pandemik kepada endemik COVID-19 bermula 1 April 2022 menyumbang kepada pencapaian ini. Corak pendekatan Jabatan dalam pelaksanaan aktiviti-aktivitinya turut berubah dan dalam masa yang sama memberi kesan positif terhadap pencapaian Jabatan. Ianya juga hasil dari komitmen pegawai dan kakitangan Jabatan dalam melaksanakan tugas yang telah dirancang.

Saya berharap pemodenan pangkalan data Jabatan yang akan menggunakan Industrial Relation Information System (IRIS) pada tahun-tahun akan datang mampu menyemarakkan lagi komitmen pegawai dan kakitangan Jabatan dalam meneruskan pencapaian cemerlang ini.

“Hasrat saya agar JPPM terus melakar pencapaian terbaik pada tahun 2023 dan tahun-tahun akan datang.”



KHALID BIN JALI
KETUA PENGARAH PERHUBUNGAN PERUSAHAAN



ISI KANDUNGAN / CONTENTS

RUJUKAN PANTAS JPPM 2022 / <i>DIRM QUICK REFERENCE 2022</i>	14-15
PENGENDALIAN PERTIKAIAN PERUSAHAAN / <i>TRADE DISPUTE DEALT</i>	
Pengendalian Pertikaian Perusahaan, 2018-2022 / <i>Trade Dispute Dealth, 2018-2022</i>	18
Pertikaian Perusahaan Mengikut Industri (MSIC 2008), 2018-2022 / <i>Trade Dispute by Industry (MSIC 2008), 2018-2022</i>	19-21
Pertikaian Perusahaan Mengikut Sebab, 2018-2022 / <i>Trade Dispute by Causes, 2018-2022</i>	22-23
PENGENDALIAN PERTIKAIAN PERUSAHAAN DI BAWAH SEKSYEN 8 / <i>TRADE DISPUTE DEALT UNDER SECTION 8</i>	
Pengendalian Pertikaian Perusahaan di Bawah Seksyen 8, 2018-2022 / <i>Trade Dispute Dealt Under Section 8, 2018-2022</i>	26
Pertikaian Perusahaan Di Bawah Seksyen 8 Mengikut Industri (MSIC 2008), 2018-2022 / <i>Trade Dispute Dealt Under Section 8 by Industry, 2018-2022</i>	27-29
Pertikaian Perusahaan Di Bawah Seksyen 8 Mengikut Sebab (MSIC 2008), 2018-2022 / <i>Trade Dispute Dealt Under Section 8 by Causes, 2018-2022</i>	30-31
Pengendalian Pertikaian Perusahaan Di Bawah Seksyen 8 Mengikut Negeri, 2018 - 2022 / <i>Trade Dispute Dealt Under Section 8 By State, 2018 - 2022</i>	32
PENGENDALIAN TUNTUTAN PENGIKTIRAFAN DI BAWAH SEKSYEN 9 / <i>TRADE DISPUTE RECOGNITION CLAIMS UNDER SECTION 9</i>	
Pengendalian Tuntutan Pengiktirafan di Bawah Seksyen 9, 2018-2022 / <i>Claim for Recognition Under Section 9, 2018-2022</i>	34
Tuntutan Pengiktirafan di Bawah Seksyen 9 Mengikut Industri (MSIC 2008), 2018-2022 / <i>Claim for Recognition Under Section 9 by Industry (MSIC 2008), 2018-2022</i>	35-36
Kaedah Penyelesaian Tuntutan Pengiktirafan di Bawah Seksyen 9 Mengikut Industri (MSIC 2008), 2018-2022 / <i>Mode of Settlement for Recognition Claim Under Section 9 by Industry (MSIC 2008), 2018-2022</i>	37-40

PENGENDALIAN PERTIKAIAN PERUSAHAAN DI BAWAH SEKSYEN 13 / *TRADE DISPUTE DEALT UNDER SECTION 13*

Pengendalian Pertikaian Perusahaan di Bawah Seksyen 13, 2018-2022 / <i>Trade Dispute Dealt Under Section 13, 2018-2022</i>	42
Pertikaian Perusahaan Di Bawah Seksyen 13 Mengikut Industri (MSIC 2008), 2018-2022 / <i>Trade Dispute Under Section 13 by Industry (MSIC 2008), 2018-2022</i>	43-45
Pertikaian Perusahaan Di Bawah Seksyen 13 Mengikut Sebab (MSIC 2008), 2018-2022 / <i>Trade Dispute Under Section 13 by Causes, 2018-2022</i>	46-47
Pengendalian Pertikaian Perusahaan Di Bawah Seksyen 13 Mengikut Negeri, 2018 - 2022 / <i>Trade Dispute Dealt Under Section 13 By State, 2018 - 2022</i>	48

PENGENDALIAN PERTIKAIAN PERUSAHAAN DI BAWAH SEKSYEN 18 / *TRADE DISPUTE DEALT UNDER SECTION 18*

Pengendalian Pertikaian Perusahaan di Bawah Seksyen 18, 2018-2022 / <i>Trade Dispute Dealt Under Section 18, 2018-2022</i>	50
Pertikaian Perusahaan Di Bawah Seksyen 18 Mengikut Industri (MSIC 2008), 2018-2022 / <i>Trade Dispute Under Section 18 by Industry (MSIC 2008), 2018-2022</i>	51-53
Pertikaian Perusahaan Di Bawah Seksyen 18 Mengikut Sebab (MSIC 2008), 2018-2022 / <i>Trade Dispute Under Section 18 by Causes 2018-2022</i>	54-55
Pengendalian Pertikaian Perusahaan Di Bawah Seksyen 18 Mengikut Negeri, 2018 - 2022 / <i>Trade Dispute Dealt Under Section 18 By State, 2018 - 2022</i>	56

PENGENDALIAN KES REPRESENTASI PEMULIHAN KERJA DI BAWAH SEKSYEN 20 / *CLAIM FOR REINSTATEMENT UNDER SECTION 20 DEALT*

Pengendalian Kes Representasi Pemulihan Kerja di Bawah Seksyen 20, 2018-2022 / <i>Claim for Reinstatement Under Section 20 Dealt, 2018-2022</i>	58
Representasi Pemulihan Kerja di Bawah Seksyen 20 Mengikut Industri (MSIC 2008), 2018-2022 / <i>Claim for Reinstatement Under Section 20 by Industry (MSIC 2008), 2018-2022</i>	59-60

Representasi Pemulihan Kerja di Bawah Seksyen 20 Mengikut Sebab Penamatan, 2018-2022 / <i>Claim for Reinstatement Under Section 20 by Cause of Dismissal, 2018-2022</i>	61
Representasi Pemulihan Kerja di Bawah Seksyen 20 Mengikut Kategori Pekerjaan, 2018-2022 / <i>Claim for Reinstatement Under Section 20 by Job Category, 2018-2022</i>	62
Representasi Pemulihan Kerja di Bawah Seksyen 20 Mengikut Gaji, 2018-2022 / <i>Claim for Reinstatement Under Section 20 by Salary, 2018-2022</i>	63
Representasi Pemulihan Kerja di Bawah Seksyen 20 Mengikut Jantina, 2018-2022 / <i>Claim for Reinstatement Under Section 20 by Gender, 2018-2022</i>	64
Pengendalian Pertikaian Perusahaan Di Bawah Seksyen 20 Mengikut Negeri, 2018 - 2022 / <i>Trade Dispute Dealt Under Section 20 By State, 2018 - 2022</i>	65-66

PENGENDALIAN TINDAKAN PERUSAHAAN / INDUSTRIAL ACTION DEALT

Mogok Mengikut Industri (MSIC 2008), 2018-2022 / <i>Strikes by Industry (MSIC 2008), 2018-2022</i>	68-70
Mogok Mengikut Sebab, 2018-2022 / <i>Strikes by Causes, 2018-2022</i>	71
Mogok Mengikut Jenis, 2018-2022 / <i>Nature of Strikes, 2018-2022</i>	72
Mogok Mengikut Cara Selesai, 2018-2022 / <i>Method of Settlement of Strikes, 2018-2022</i>	73
Mogok Mengikut Keputusan Penyelesaian, 2018-2022 / <i>Strikes by Outcome of Settlement, 2018-2022</i>	74
Mogok Mengikut Pejabat, 2018-2022 / <i>Strikes Reported by Office, 2018-2022</i>	75
Piket Mengikut Industri (MSIC 2008), 2018-2022 / <i>Picket by Industry (MSIC 2008), 2018-2022</i>	76-78
Piket Mengikut Sebab, 2018-2022 / <i>Picket by Causes, 2018-2022</i>	79-80
Piket Dilaporkan Mengikut Pejabat, 2018-2022 / <i>Picket Reported by Office, 2018-2022</i>	81-82

LAIN-LAIN AKTIVITI / *MISCELLANEOUS ACTIVITIES*

Pengendalian Lain-lain Aduan, 2018-2022 / *Miscellaneous Complaints Dealt, 2018-2022*

Lain-lain Aduan Mengikut Perkara, 2018-2022 / *Miscellaneous Complaints by Subject, 2018-2022*

Khidmat Nasihat Mengikut Sebab, 2018-2022 / *Advisory Services by Causes, 2018-2022*

Khidmat Nasihat Mengikut Negeri, 2018-2022 / *Advisory Services by State, 2018-2022*

Lawatan Industri Yang Dijalankan Mengikut Negeri, 2018-2022 / *Industrial Visits Conducted by State, 2018-2022*

Ceramah dan Dialog Sosial Yang Dijalankan Mengikut Negeri, 2018-2022 / *Talks and Social Dialogues Conducted by State, 2018-2022*

Majikan Yang Telah Melaksanakan PLWS Dan Pekerja Yang Menikmati Faedah PLWS Mengikut Sektor, 2018-2022 / *Employers Implementing PLWS and Employees Benefiting From PLWS by Sector, 2018-2022*

Majikan Yang Telah Melaksanakan PLWS Dan Pekerja Yang Menikmati Faedah PLWS Mengikut Negeri, 2018-2022 / *Employers Implementing PLWS and Employees Benefiting From PLWS by State, 2018-2022*

INDEKS KEHARMONIAN PERUSAHAAN NASIONAL / *NATIONAL INDUSTRIAL HARMONY INDEX*

Indeks Keharmonian Perusahaan Nasional / *National Industrial Harmony Index*

NOTA KETERANGAN

PERTIKAIAN PERUSAHAAN

Pertikaian perusahaan bermaksud suatu pertikaian di antara majikan dengan pekerja-pekerjanya yang berhubung kait dengan pekerjaan atau bukan pekerjaan atau terma-terma dan syarat-syarat pekerjaan atau keadaan tempat pekerjaan.

MOGOK

Mogok bermaksud tindakan memberhentikan atau enggan melakukan kerja oleh sekumpulan pekerja yang bertindak secara bersatu atau menyekat, mengurang, menangguh atau menamatkan pelaksanaan mana-mana tugas berkaitan dengan pekerjaan mereka.

REPRESENTASI PEMULIHAN KERJA

Representasi pemulihan kerja bermaksud seseorang yang telah dibuang kerja atau beranggapan telah dibuang kerja tanpa sebab atau alasan yang munasabah boleh mengemukakan representasi secara bertulis kepada Ketua Pengarah Perhubungan Perusahaan. Representasi tersebut hendaklah difailkan di Jabatan Perhubungan Perusahaan yang berhampiran dengan tempat pekerjaan di mana pekerja dibuang kerja dalam tempoh 60 hari dari tarikh pembuangan kerja.

NOTES

TRADE DISPUTE

Trade Dispute means a dispute between the employer and his workmen on issues relating to employment or non-employment or terms and conditions of employment or conditions of work.

STRIKE

Strike means stoppage or refusal to work by a group of workmen acting in concerted effort to restrict, reduce, suspend or terminate any task related to their jobs.

CLAIM FOR REINSTATEMENT

Claim For Reinstatement means a workman who is dismissed or who considers his/her dismissal to be without just cause or excuse, may make representation in writing to the Director General of Industrial Relations. The representations may be filed at the office of the Director General of Industrial Relations nearest to the place of employment from which the workman was dismissed, within 60 days of the dismissal.

PIKET

Piket bermaksud seorang atau lebih, bertindak bagi pihaknya atau bagi pihak mereka atau bagi pihak kesatuan sekerja atau bagi pihak majikan dalam meneruskan suatu pertikaian perusahaan untuk hadir ke tempat dimana pekerja itu bekerja bagi tujuan mendedahkan kepada orang ramai tentang rungutan pekerja atau apa-apa bentuk bantahan.

TUNTUTAN PENGIKTIRAFAN

Tuntutan Pengiktirafan bermaksud tuntutan yang dikemukakan oleh sesebuah kesatuan sekerja kepada pihak majikan dan dikendalikan oleh Jabatan Perhubungan Perusahaan Malaysia bagi menentukan sama ada sesebuah kesatuan itu layak atau tidak untuk mewakili pekerja berkenaan dan mempunyai majoriti untuk mewakili pekerja-pekerja dalam rundingan kolektif.

PERJANJIAN KOLEKTIF

Perjanjian kolektif bermaksud suatu perjanjian bertulis yang dihasilkan daripada perundingan kolektif di antara majikan atau kesatuan sekerja majikan dengan kesatuan sekerja pekerja yang mengandungi terma-terma dan syarat perkhidmatan yang dipersetujui oleh majikan dan kesatuan sekerja pekerja

APP 1967 (AKTA 177)

Akta Perhubungan Perusahaan 1967 (Akta 177) dan Peraturan-peraturan di bawahnya yang diurustadbirkan oleh Jabatan Perhubungan Perusahaan Malaysia dan dikuatkuasakan di seluruh Malaysia.

PICKET

Picket means one or more persons acting on his or their behalf or on behalf a trade union or of an employer in furtherance of the trade dispute to attend at or near any place where the workman works and disclose to the public about employee's grievance or any form of protest.

CLAIM FOR RECOGNITION

Claim for recognition means a claim submitted by a trade union to an employer and processed by the Department of Industrial Relations Malaysia to determine whether the trade union is eligible or not to represent the respective workers and have the majority to represent workers in collective bargaining.

COLLECTIVE AGREEMENT

Collective agreement means an agreement in writing concluded from collective bargaining between employer or a trade union of employers and a trade union of workman relating to the terms and conditions of employment and work of workmen or concerning relations between such parties.

IRA 1967 (ACT 177)

Industrial Relations Act 1967 (Act 177) and regulations made thereunder, administered by the Department of Industrial Relations Malaysia and enforced throughout Malaysia.

**STATISTIK &
PETUNJUK-PETUNJUK UTAMA**

STATISTICS & KEY INDICATORS

**JABATAN PERHUBUNGAN
PERUSAHAAN MALAYSIA**

*DEPARTMENT OF INDUSTRIAL
RELATIONS MALAYSIA*

**20
22**



RUJUKAN PANTAS STATISTIK JPPM 2022

DIRM QUICK REFERENCE 2022

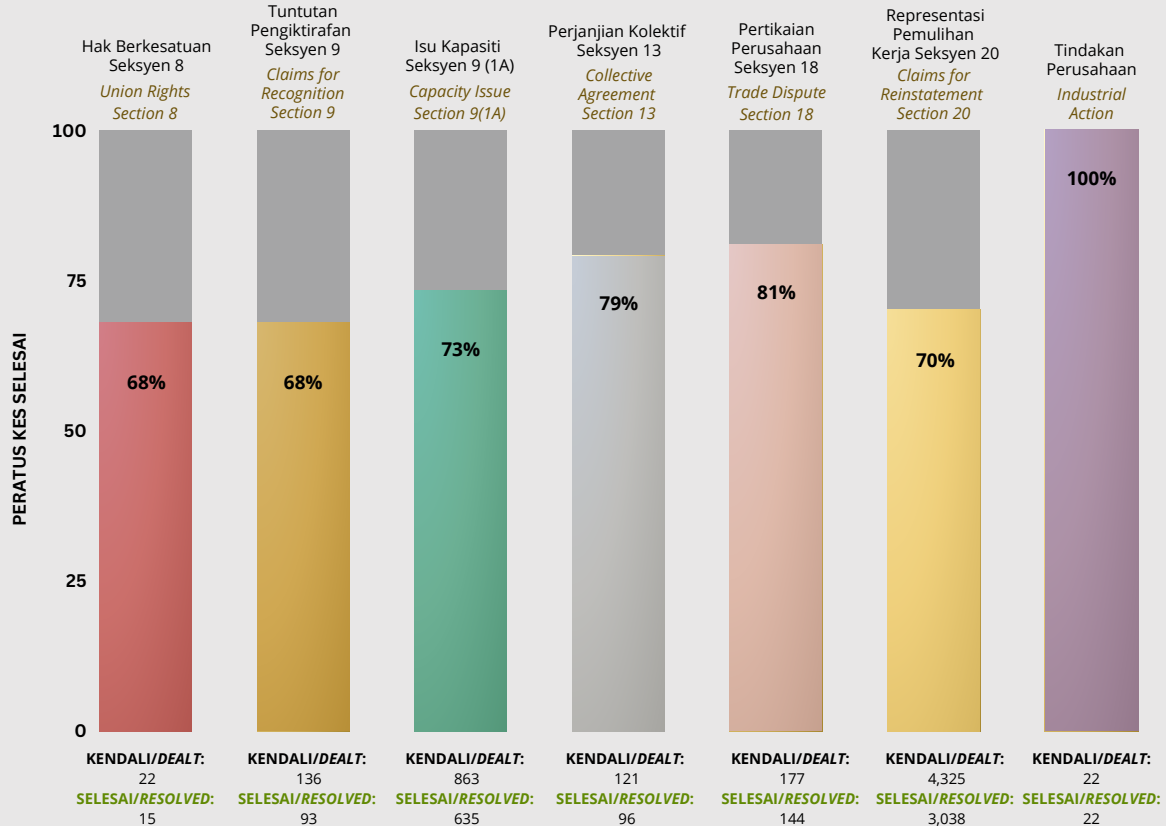


**STATISTIK &
PETUNJUK-PETUNJUK UTAMA**
STATISTICS & KEY INDICATORS

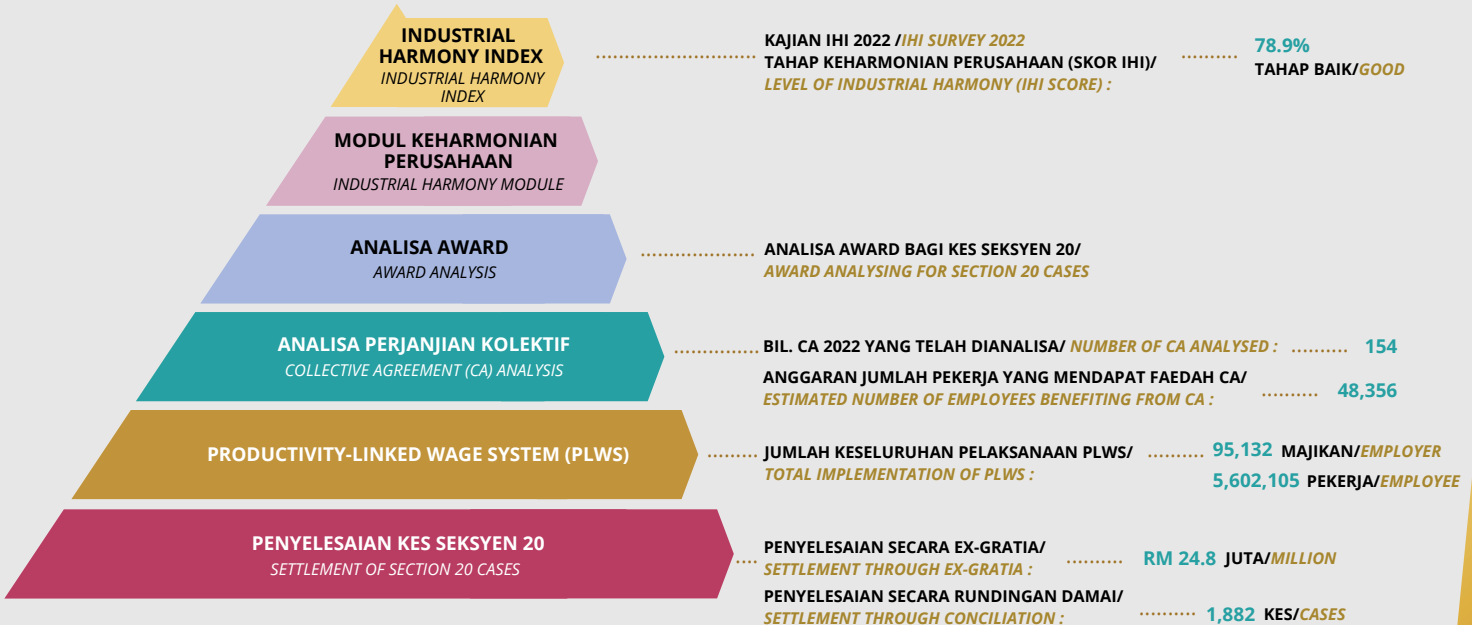
JABATAN PERHUBUNGAN PERUSAHAAN MALAYSIA
DEPARTMENT OF INDUSTRIAL RELATIONS MALAYSIA

**20
22**

PENYELESAIAN KES JPPM 2022



PENCAPAIAN JPPM 2022



Sumber/Source:

Jabatan Perhubungan Perusahaan Malaysia
Department of Industrial Relations Malaysia

**STATISTIK &
PETUNJUK-PETUNJUK UTAMA**

STATISTICS & KEY INDICATORS

**JABATAN PERHUBUNGAN
PERUSAHAAN MALAYSIA**

*DEPARTMENT OF INDUSTRIAL
RELATIONS MALAYSIA*

**20
22**



PENGENDALIAN PERTIKAIAN PERUSAHAAN

TRADE DISPUTE DEALT



**STATISTIK &
PETUNJUK-PETUNJUK UTAMA**
STATISTICS & KEY INDICATORS

JABATAN PERHUBUNGAN PERUSAHAAN MALAYSIA
DEPARTMENT OF INDUSTRIAL RELATIONS MALAYSIA

**20
22**

PENGENDALIAN PERTIKAIAN PERUSAHAAN 2018 - 2022

TRADE DISPUTE DEALT 2018 - 2022

PERKARA PARTICULARS		2018	2019	2020	2021	2022
Dilaporkan/ <i>Reported</i>	Bil./No.	339	304	374	263	269
Dikendalikan/ <i>Dealt</i>	Bil./No.	416	382	428	407	339
Diselesaikan/ <i>Resolved</i>	Bil./No.	338	328	283	337	275
	Peratus Selesai/ <i>Percentage Resolved (%)</i>	81	86	66	83	81
Baki/<i>Balance</i>	Bil./No.	78	54	144	70	64

CARA PENYELESAIAN METHOD OF SETTLEMENT		2018	2019	2020	2021	2022
Diselesaikan Melalui Rundingan Damai <i>Resolved Through Conciliation</i>	Bil./No.	251	227	224	225	212
Dirujuk Ke Mahkamah Perusahaan <i>Referred to Industrial Court</i>	Bil./No.	86	95	50	82	57
Tidak Dirujuk Ke Mahkamah Perusahaan <i>Not Referred to Industrial Court</i>	Bil./No.	1	6	9	30	6
Jumlah/<i>Total</i>		338	328	284	337	275

Nota/Note:

Pengendalian kes pertikaian perusahaan di bawah Seksyen 8, Seksyen 13 dan Seksyen 18, Akta 177
Trade dispute cases under Section 8, Section 13 and Section 18, Act 177

Sumber/Source:

Jabatan Perhubungan Perusahaan Malaysia
Department of Industrial Relations Malaysia

PERTIKAIAN PERUSAHAAN MENGIKUT INDUSTRI (MSIC 2008), 2018 - 2022

TRADE DISPUTE BY INDUSTRY (MSIC 2008), 2018 - 2022

INDUSTRI INDUSTRY	BILANGAN KES NUMBER OF CASES					BILANGAN PEKERJA TERLIBAT NUMBER OF WORKERS INVOLVED				
	2018	2019	2020	2021	2022	2018	2019	2020	2021	2022
Pertanian, Perhutanan dan Perikanan <i>Agriculture, Forestry and Fishing</i>	45	39	27	31	32	9,860	460	132	4,856	170,327
Per lombongan dan Pengkuarian <i>Mining and Quarrying</i>	3	0	4	2	2	523	0	65	351	15
Pembuatan <i>Manufacturing</i>	161	170	241	127	160	18,906	16,802	32,218	15,704	20,321
Bekalan Elektrik, Gas, Wap dan Pendingin Udara <i>Electricity, Gas, Steam and Air Conditioning Supply</i>	5	1	1	1	4	3,992	1	0	1	895
Bekalan Air, Pembentungan, Pengurusan Sisa dan Aktiviti Pemulihan <i>Water Supply, Sewerage, Waste Management and Remediation Activities</i>	6	2	3	4	1	1,927	1,001	202	491	1
Pembinaan <i>Construction</i>	1	0	1	5	0	1	0	0	220	0
Perdagangan Borong dan Runcit, Pembaikan Kenderaan Bermotor dan Motosikal <i>Wholesale and Retail Trade, Repair of Motor Vehicles and Motorcycles</i>	10	4	13	15	1	593	298	1,575	92	0
Pengangkutan dan Penyimpanan <i>Transportation and Storage</i>	27	14	22	8	26	3,182	210	2,831	747	1,055

PERTIKAIAN PERUSAHAAN MENGIKUT INDUSTRI (MSIC 2008), 2018 - 2022

TRADE DISPUTE BY INDUSTRY (MSIC 2008), 2018 - 2022

INDUSTRI INDUSTRY	BILANGAN KES NUMBER OF CASES					BILANGAN PEKERJA TERLIBAT NUMBER OF WORKERS INVOLVED				
	2018	2019	2020	2021	2022	2018	2019	2020	2021	2022
Penginapan dan Aktiviti Perkhidmatan Makanan dan Minuman <i>Accommodation and Food & Beverage Service Activities</i>	14	22	13	7	5	1,005	5,526	1,661	168	340
Maklumat dan Komunikasi <i>Information and Communication</i>	6	9	5	0	5	1,590	993	383	0	428
Aktiviti Kewangan dan Insurans / Takaful <i>Financial and Insurance Activities / Takaful</i>	10	4	2	5	9	1,223	104	1	1,236	1,599
Aktiviti Hartanah <i>Real Estate Activities</i>	0	0	0	0	0	0	0	0	0	0
Aktiviti Profesional, Sainifik dan Teknikal <i>Professional, Scientific and Technical Activities</i>	6	1	0	1	0	704	1	0	50	0
Aktiviti Pentadbiran dan Khidmat Sokongan <i>Administrative and Support Service Activities</i>	7	4	13	5	0	90	49	3,497	815	0
Pentadbiran Awam dan Pertahanan; Aktiviti Keselamatan Sosial Wajib <i>Public Administration and Defence; Compulsory Social Security Activities</i>	3	0	0	1	0	3	0	0	24	0
Pendidikan <i>Education</i>	7	5	0	0	0	139	92	0	0	0

PERTIKAIAN PERUSAHAAN MENGIKUT INDUSTRI (MSIC 2008), 2018 - 2022

TRADE DISPUTE BY INDUSTRY (MSIC 2008), 2018 - 2022

INDUSTRI INDUSTRY	BILANGAN KES NUMBER OF CASES					BILANGAN PEKERJA TERLIBAT NUMBER OF WORKERS INVOLVED				
	2018	2019	2020	2021	2022	2018	2019	2020	2021	2022
Aktiviti Kesihatan Kemanusiaan dan Kerja Sosial <i>Human Health and Social Work Activities</i>	6	7	3	5	12	856	787	639	2,007	451
Kesenian, Hiburan dan Rekreasi <i>Arts, Entertainment and Recreation</i>	7	2	4	1	1	111	87	75	31	0
Aktiviti Perkhidmatan Lain <i>Other Service Activities</i>	15	20	22	45	11	1,141	5,186	949	3,439	183
Aktiviti Isi Rumah sebagai Majikan; Aktiviti mengeluarkan Barangan dan Perkhidmatan Yang Tidak Dapat Dibezaikan oleh Isi Rumah untuk Kegunaan Sendiri <i>Activities of Households as Employers; Undifferentiated Goods & Services-producing Activities of Households for Own Use</i>	0	0	0	0	0	0	0	0	0	0
Aktiviti Badan dan Pertubuhan Luar Wilayah <i>Activities of Extraterritorial Organisations and Bodies</i>	0	0	0	0	0	0	0	0	0	0
Jumlah <i>Total</i>	339	304	374	263	269	45,846	31,597	44,228	30,232	195,615

- Nota/Note:**
1. Pengendalian kes pertikaian perusahaan di bawah Seksyen 8, Seksyen 13 dan Seksyen 18, Akta 177
Trade dispute cases under Section 8, Section 13 and Section 18, Act 177
 2. Kes dilaporkan pada tahun semasa mengikut industri (MSIC 2008)
Reported cases on current year by industry (MSIC 2008)

Sumber/Source:
Jabatan Perhubungan Perusahaan Malaysia
Department of Industrial Relations Malaysia

PERTIKAIAN PERUSAHAAN MENGIKUT SEBAB, 2018 - 2022

TRADE DISPUTE BY CAUSES, 2018 - 2022

SEBAB PERTIKAIAN CAUSE FOR DISPUTES	BILANGAN PERTIKAIAN NUMBER OF DISPUTES					BILANGAN PEKERJA TERLIBAT NUMBER OF WORKERS INVOLVED				
	2018	2019	2020	2021	2022	2018	2019	2020	2021	2022
Keengganan memulakan rundingan bersama <i>Refusal to commence collective bargaining</i>	33	37	18	18	32	4,541	3,521	819	2,240	5,045
Kebuntuan dalam rundingan bersama <i>Deadlock in collective bargaining</i>	85	78	80	51	64	21,080	13,827	22,171	8,339	178,540
Pertikaian ke atas terma dan syarat perkhidmatan didalam perjanjian kolektif dan lain-lain kontrak perkhidmatan <i>Dispute over terms and conditions of contractual terms in collective agreement and other service contracts</i>	105	115	111	96	112	8,164	8,787	7,198	9,123	7,592
Pengeneapan kerja dan renti-kerja sentara <i>Retrenchment and lay-off</i>	5	3	9	6	1	116	186	729	162	85
Kenaikan pangkat, pengagihan tugas, pertukaran dan lain- lain hak istimewa pengurusan <i>Promotion, allocation of duties, transfer and other management prerogatives</i>	11	4	14	8	9	73	4	1,525	116	254
Penurunan pangkat, penggantungan kerja, surat amaran dan lain-lain tindakan disiplin terhadap pekerja <i>Demotion, suspension, warning letter and other disciplinary actions against workers</i>	13	15	17	10	9	12	246	386	258	467

PERTIKAIAN PERUSAHAAN MENGIKUT SEBAB, 2018 - 2022

TRADE DISPUTE BY CAUSES, 2018 - 2022

SEBAB PERTIKAIAN CAUSE FOR DISPUTES	BILANGAN PERTIKAIAN NUMBER OF DISPUTES					BILANGAN PEKERJA TERLIBAT NUMBER OF WORKERS INVOLVED				
	2018	2019	2020	2021	2022	2018	2019	2020	2021	2022
Kegagalan mematuhi piawaian perburuhan yang diperuntukkan dalam undang-undang perburuhan berkaitan dengan kemudahan dan lain-lain faedah yang bukan kewangan <i>Non-compliance of labour standards provided in legislation related to amenities and facilities and other non-monetary benefits</i>	20	21	56	33	2	1009	3029	4401	3599	40
Perlanggaran hak-hak pekerja/ ketidakadilan dalam amalan perburuhan <i>Infringements of workers' rights/ unfair labour practices</i>	33	24	64	24	26	4,599	1,673	6,483	932	2,398
Lain-lain <i>Others</i>	34	7	5	17	14	6,252	324	516	5,463	1,194
Jumlah Total	339	304	374	263	269	45,846	31,597	44,228	30,232	195,615

Nota/Note: 1. Pengendalian kes pertikaian perusahaan di bawah Seksyen 8, Seksyen 13 dan Seksyen 18 Akta 177
Trade dispute cases under Section 8, Section 13 and Section 18 Act 177

2. Kes dilaporkan pada tahun semasa
Reported cases on current year

Sumber/Source:

Jabatan Perhubungan Perusahaan Malaysia
Department of Industrial Relations Malaysia

**STATISTIK &
PETUNJUK-PETUNJUK UTAMA**

STATISTICS & KEY INDICATORS

**JABATAN PERHUBUNGAN
PERUSAHAAN MALAYSIA**

*DEPARTMENT OF INDUSTRIAL
RELATIONS MALAYSIA*

**20
22**



**PENGENDALIAN
PERTIKAIAN
PERUSAHAAN
DI BAWAH SEKSYEN 8**

TRADE DISPUTE DEALT UNDER SECTION 8



**STATISTIK &
PETUNJUK-PETUNJUK UTAMA**
STATISTICS & KEY INDICATORS

JABATAN PERHUBUNGAN PERUSAHAAN MALAYSIA
DEPARTMENT OF INDUSTRIAL RELATIONS MALAYSIA

**20
22**

PENGENDALIAN PERTIKAIAN PERUSAHAAN DI BAWAH SEKSYEN 8, 2018 - 2022

TRADE DISPUTE DEALT UNDER SECTION 8, 2018 - 2022

PERKARA PARTICULARS		2018	2019	2020	2021	2022
Dilaporkan/ <i>Reported</i>	Bil./No.	14	18	35	14	18
Dikendalikan/ <i>Dealt</i>	Bil./No.	18	22	38	35	22
Diselesaikan/ <i>Resolved</i>	Bil./No.	14	19	17	31	15
	Peratus Selesai/ <i>Percentage Resolved (%)</i>	78	86	45	89	68
Baki/<i>Balance</i>	Bil./No.	4	3	21	4	7

CARA PENYELESAIAN METHOD OF SETTLEMENT		2018	2019	2020	2021	2022
Diselesaikan Melalui Rundingan Damai <i>Resolved Through Conciliation</i>	Bil. No.	9	13	12	13	8
Dirujuk Ke Mahkamah Perusahaan <i>Referred to Industrial Court</i>	Bil. No.	5	5	3	9	4
Tidak Dirujuk Ke Mahkamah Perusahaan <i>Not Referred to Industrial Court</i>	Bil. No.	0	1	2	9	3
Jumlah/<i>Total</i>		14	19	17	31	15

Nota/Note: 1. Pengendalian kes pertikaian perusahaan di bawah Seksyen 8 Akta 177
Trade dispute cases under Section 8 Act 177

Sumber/Source:
Jabatan Perhubungan Perusahaan Malaysia
Department of Industrial Relations Malaysia

PERTIKAIAN PERUSAHAAN DI BAWAH SEKSYEN 8 MENGIKUT INDUSTRI (MSIC 2008), 2018 - 2022

TRADE DISPUTE UNDER SECTION 8 BY INDUSTRY (MSIC 2008), 2018 - 2022

INDUSTRI INDUSTRY	BILANGAN KES NUMBER OF CASES					BILANGAN PEKERJA TERLIBAT NUMBER OF WORKERS INVOLVED				
	2018	2019	2020	2021	2022	2018	2019	2020	2021	2022
Pertanian, Perhutanan dan Perikanan <i>Agriculture, Forestry and Fishing</i>	0	0	0	0	0	0	0	0	0	0
Perombongan dan Pengkuarian <i>Mining and Quarrying</i>	0	0	3	0	0	0	0	38	0	0
Pembuatan <i>Manufacturing</i>	4	11	22	7	10	253	137	837	216	2,232
Bekalan Elektrik, Gas, Wap dan Pendingin Udara <i>Electricity, Gas, Steam and Air Conditioning Supply</i>	4	0	0	0	0	3,692	0	0	0	0
Bekalan Air, Pembentukan, Pengurusan Sisa dan Aktiviti Pemulihan <i>Water Supply, Sewerage, Waste Management and Remediation Activities</i>	2	0	1	0	0	25	0	1	0	0
Pembinaan <i>Construction</i>	0	0	0	0	0	0	0	0	0	0
Perdagangan Borong dan Runcit, Pembaikan Kenderaan Bermotor dan Motosikal <i>Wholesale and Retail Trade, Repair of Motor Vehicles and Motorcycles</i>	0	0	0	0	0	0	0	0	0	0
Pengangkutan dan Penyimpanan <i>Transportation and Storage</i>	1	1	1	1	3	1	1	1	45	100

PERTIKAIAN PERUSAHAAN DI BAWAH SEKSYEN 8 MENGIKUT INDUSTRI (MSIC 2008), 2018 - 2022

TRADE DISPUTE UNDER SECTION 8 BY INDUSTRY (MSIC 2008), 2018 - 2022

INDUSTRI INDUSTRY	BILANGAN KES NUMBER OF CASES					BILANGAN PEKERJA TERLIBAT NUMBER OF WORKERS INVOLVED				
	2018	2019	2020	2021	2022	2018	2019	2020	2021	2022
Penginapan dan Aktiviti Perkhidmatan Makanan dan Minuman <i>Accommodation and Food & Beverage Service Activities</i>	0	0	3	0	0	0	0	9	0	0
Maklumat dan Komunikasi <i>Information and Communication</i>	0	0	0	0	1	0	0	0	0	0
Aktiviti Kewangan dan Insurans / Takaful <i>Financial and Insurance Activities / Takaful</i>	0	0	1	0	4	0	0	0	0	0
Aktiviti Hartanah <i>Real Estate Activities</i>	0	0	0	0	0	0	0	0	0	0
Aktiviti Profesional, Saintifik dan Teknikal <i>Professional, Scientific and Technical Activities</i>	0	0	0	0	0	0	0	0	0	0
Aktiviti Pentadbiran dan Khidmat Sokongan <i>Administrative and Support Service Activities</i>	0	3	2	4	0	0	0	2,424	57	0
Pentadbiran Awam dan Pertahanan; Aktiviti Keselamatan Sosial Wajib <i>Public Administration and Defence; Compulsory Social Security Activities</i>	1	0	0	0	0	1	0	0	0	0
Pendidikan <i>Education</i>	1	0	0	0	0	1	0	0	0	0

PERTIKAIAN PERUSAHAAN DI BAWAH SEKSYEN 8 MENGIKUT INDUSTRI (MSIC 2008), 2018 - 2022

TRADE DISPUTE UNDER SECTION 8 BY INDUSTRY (MSIC 2008), 2018 - 2022

INDUSTRI INDUSTRY	BILANGAN KES NUMBER OF CASES					BILANGAN PEKERJA TERLIBAT NUMBER OF WORKERS INVOLVED				
	2018	2019	2020	2021	2022	2018	2019	2020	2021	2022
Aktiviti Kesihatan Kemanusiaan dan Kerja Sosial <i>Human Health and Social Work Activities</i>	0	0	0	0	0	0	0	0	0	0
Kesenian, Hiburan dan Rekreasi <i>Arts, Entertainment and Recreation</i>	1	0	1	0	0	1	0	1	0	0
Aktiviti Perkhidmatan Lain <i>Other Service Activities</i>	0	3	1	2	0	0	1,500	3	98	0
Aktiviti Isi Rumah sebagai Majikan; Aktiviti mengeluarkan Barangan dan Perkhidmatan Yang Tidak Dapat Dibezakan oleh Isi Rumah untuk Kegunaan Sendiri <i>Activities of Households as Employers; Undifferentiated Goods & Services-producing Activities of Households for Own Use</i>	0	0	0	0	0	0	0	0	0	0
Aktiviti Badan dan Pertubuhan Luar Wilayah <i>Activities of Extraterritorial Organisations and Bodies</i>	0	0	0	0	0	0	0	0	0	0
Jumlah Total	14	18	35	14	18	3,974	1,638	3,314	416	2,332

- Nota/Note:**
1. Pengendalian kes pertikaian perusahaan di bawah Seksyen 8 Akta 177
Trade dispute cases under Section 8 Act 177
 2. Kes dilaporkan pada tahun semasa mengikut industri MSIC 2008
Reported cases on current year by industry MSIC 2008

Sumber/Source:
Jabatan Perhubungan Perusahaan Malaysia
Department of Industrial Relations Malaysia

PERTIKAIAN PERUSAHAAN DI BAWAH SEKSYEN 8 MENGIKUT SEBAB, 2018 - 2022

TRADE DISPUTE UNDER SECTION 8 BY CAUSES, 2018 - 2022

SEBAB PERTIKAIAN CAUSE FOR DISPUTES	BILANGAN PERTIKAIAN NUMBER OF DISPUTES					BILANGAN PEKERJA TERLIBAT NUMBER OF WORKERS INVOLVED				
	2018	2019	2020	2021	2022	2018	2019	2020	2021	2022
Kegagalan mematuhi piawaian perburuhan yang diperuntukkan dalam undang-undang perburuhan berkaitan dengan kemudahan dan lain-lain faedah yang bukan kewangan <i>Non-compliance of labour standards provided in legislation related to amenities and facilities and other non-monetary benefits</i>	0	0	0	0	0	0	0	0	0	0
Perlanggaran hak-hak pekerja/ ketidakadilan dalam amalan perburuhan <i>Infringements of workers' rights/ unfair labour practices</i>	14	18	35	14	18	3,974	1,638	3,314	416	2,332
Lain-lain <i>Others</i>	0	0	0	0	0	0	0	0	0	0
Jumlah Total	14	18	35	14	18	3,974	1,638	3,314	416	2,332

Nota/Note: 1. Pengendalian kes pertikaian perusahaan di bawah Seksyen 8 Akta 177
Trade dispute cases under Section 8 Act 177
2. Kes dilaporkan pada tahun semasa
Reported cases on current year

Sumber/Source:
Jabatan Perhubungan Perusahaan Malaysia
Department of Industrial Relations Malaysia

PENGENDALIAN PERTIKAIAN PERUSAHAAN DI BAWAH SEKSYEN 8 MENGIKUT NEGERI, 2018 - 2022

TRADE DISPUTE DEALT UNDER SECTION 8 BY STATE, 2018 - 2022

NEGERI / STATE	BILANGAN PERTIKAIAN/NUMBER OF DISPUTES				
	2018	2019	2020	2021	2022
Johor	1	2	4	3	5
Kedah/Perlis	0	1	3	0	0
Kelantan	2	0	0	0	0
Melaka	0	0	3	0	0
Negeri Sembilan	2	0	0	0	0
Pahang	1	0	1	0	1
Pulau Pinang	0	4	2	1	2
Perak	0	2	6	5	0
Selangor	4	4	7	3	0
Terengganu	0	0	0	0	5
Sabah	0	3	7	2	0
Sarawak	0	0	0	0	0
Wilayah Persekutuan Kuala Lumpur	4	0	2	0	5
Ibu Pejabat/Wilayah Persekutuan Putrajaya	0	2	0	0	0
Jumlah/Total	14	18	35	14	18

Nota/Note:

Pengendalian kes pertikaian perusahaan di bawah Seksyen 8 Akta 177
Trade dispute cases under Section 8 Act 177

Sumber/Source:

Jabatan Perhubungan Perusahaan Malaysia
Department of Industrial Relations Malaysia

PENGENDALIAN TUNTUTAN PENGIKTIRAFAN DI BAWAH SEKSYEN 9

*CLAIM FOR RECOGNITION UNDER
SECTION 9 DEALT*



**STATISTIK &
PETUNJUK-PETUNJUK UTAMA**
STATISTICS & KEY INDICATORS

JABATAN PERHUBUNGAN PERUSAHAAN MALAYSIA
DEPARTMENT OF INDUSTRIAL RELATIONS MALAYSIA

**20
22**

PENGENDALIAN TUNTUTAN PENGIKTIRAFAN DI BAWAH SEKSYEN 9, 2018 - 2022

CLAIM FOR RECOGNITION UNDER SECTION 9, 2018 - 2022

PERKARA / PARTICULARS		2018	2019	2020	2021	2022
Dilaporkan/ <i>Reported</i>	Bil./No.	125	139	117	96	126
Dikendalikan/ <i>Dealt</i>	Bil./No.	158	198	183	146	143
Diselesaikan/ <i>Resolved</i>	Bil./No.	99	132	133	129	104
	Peratus Selesai/ <i>Percentage Resolved (%)</i>	63	67	73	88	73
Baki/<i>Balance</i>	Bil./No.	59	66	50	17	39

CARA PENYELESAIAN / METHOD OF SETTLEMENT		2018	2019	2020	2021	2022
Pengiktirafan Secara Sukarela/ <i>Recognition Accorded Voluntarily</i>	Bil./No.	10	10	9	2	8
Pengiktirafan Atas Keputusan Menteri <i>Recognition Accorded By Decision Of The Minister</i>	Bil./No.	16	32	12	23	5
Keputusan Menteri Tidak Iktiraf <i>Decision Of The Minister Not To Accord Recognition</i>	Bil./No.	16	25	28	21	5
Pengiktirafan Atas Keputusan KP/ <i>Recognition Accorded By Decision Of DG</i>	Bil./No.					13
Keputusan KP Tidak Iktiraf/ <i>Decision Of DG Not To Accord Recognition</i>	Bil./No.					28
Tuntutan Ditolak/Ditarik Balik/Kesatuan Tidak Layak /Dibatalkan <i>Claim Rejected / Withdrawn / Union Not Eligible / Cancelled</i>	Bil./No.	54	56	61	37	26
Lain-Lain/ <i>Others</i>	Bil./No.	3	9	23	46	19
Jumlah/<i>Total</i>	Bil./No.	99	132	133	129	104

Nota/Note:

Pengendalian kes pertikaian perusahaan di bawah Seksyen 13 dan Seksyen 18 Akta 177
Trade dispute cases under Section 13 and Section 18, Act 177

Sumber/Source:

Jabatan Perhubungan Perusahaan Malaysia
Department of Industrial Relations Malaysia

TUNTUTAN PENGIKTIRAFAN DI BAWAH SEKSYEN 9 MENGIKUT INDUSTRI (MSIC 2008), 2018 - 2022

CLAIM FOR RECOGNITION UNDER SECTION 9 BY INDUSTRY (MSIC 2008), 2018 - 2022

INDUSTRI / INDUSTRY	BILANGAN KES / NUMBER OF CASES				
	2018	2019	2020	2021	2022
Pertanian, Perhutanan dan Perikanan/ <i>Agriculture, Forestry and Fishing</i>	2	2	2	0	5
Perlombongan dan Pengkuarian/ <i>Mining and Quarrying</i>	0	19	2	0	0
Pembuatan/ <i>Manufacturing</i>	59	74	93	71	88
Bekalan Elektrik, Gas, Wap dan Pendingin Udara <i>Electricity, Gas, Steam and Air Conditioning Supply</i>	0	1	0	1	4
Bekalan Air, Pembentukan, Pengurusan Sisa dan Aktiviti Pemulihan <i>Water Supply, Sewerage, Waste Management and Remediation Activities</i>	3	1	3	3	0
Pembinaan/ <i>Construction</i>	0	1	0	0	0
Perdagangan Borong dan Runcit, Pembaikan Kenderaan Bermotor dan Motosikal <i>Wholesale and Retail Trade, Repair of Motor Vehicles and Motorcycles</i>	39	18	7	4	9
Pengangkutan dan Penyimpanan/ <i>Transportation and Storage</i>	3	9	2	13	14
Penginapan dan Aktiviti Perkhidmatan Makanan dan Minuman <i>Accommodation and Food & Beverage Service Activities</i>	1	3	3	1	1
Maklumat dan Komunikasi/ <i>Information and Communication</i>	0	0	0	0	2
Aktiviti Kewangan dan Insurans / Takaful/ <i>Financial and Insurance Activities / Takaful</i>	11	1	3	1	2
Aktiviti Hartanah/ <i>Real Estate Activities</i>	0	5	0	0	0

TUNTUTAN PENGIKTIRAFAN DI BAWAH SEKSYEN 9 MENGIKUT INDUSTRI (MSIC 2008), 2018 - 2022

CLAIM FOR RECOGNITION UNDER SECTION 9 BY INDUSTRY (MSIC 2008), 2018 - 2022

INDUSTRI / INDUSTRY	BILANGAN KES / NUMBER OF CASES				
	2018	2019	2020	2021	2022
Aktiviti Profesional, Sainstifik dan Teknikal/ <i>Professional, Scientific and Technical Activities</i>	2	5	0	0	0
Aktiviti Pentadbiran dan Khidmat Sokongan/ <i>Administrative and Support Service Activities</i>	0	0	0	0	0
Pentadbiran Awam dan Pertahanan; Aktiviti Keselamatan Sosial Wajib <i>Public Administration and Defence; Compulsory Social Security Activities</i>	0	0	0	0	0
Pendidikan/ <i>Education</i>	0	0	1	0	0
Aktiviti Kesihatan Kemanusiaan dan Kerja Sosial/ <i>Human Health and Social Work Activities</i>	0	0	0	0	0
Kesenian, Hiburan dan Rekreasi/ <i>Arts, Entertainment and Recreation</i>	0	0	0	2	0
Aktiviti Perkhidmatan Lain/ <i>Other Service Activities</i>	5	0	1	0	1
Aktiviti Isi Rumah sebagai Majikan; Aktiviti mengeluarkan Barangan dan Perkhidmatan Yang Tidak Dapat Dibezakan oleh Isi Rumah untuk Kegunaan Sendiri <i>Activities of Households as Employers; Undifferentiated Goods & Services-producing Activities of Households for Own Use</i>	0	0	0	0	0
Aktiviti Badan dan Pertubuhan Luar Wilayah <i>Activities of Extraterritorial Organisations and Bodies</i>	0	0	0	0	0
Jumlah/Total	125	139	117	96	126

Nota/Note:

Kes dilaporkan pada tahun semasa mengikut industri (MSIC 2008)
Reported cases on current year by industry (MSIC 2008)

Sumber/Source:

Jabatan Perhubungan Perusahaan Malaysia
Department of Industrial Relations Malaysia

KAEDAH PENYELESAIAN TUNTUTAN PENGIKTIRAFAN DI BAWAH SEKSYEN 9 MENGIKUT INDUSTRI (MSIC 2008), 2018 - 2022

MODE OF SETTLEMENT FOR RECOGNITION CLAIM UNDER SECTION 9 BY INDUSTRY (MSIC 2008), 2018 - 2022

INDUSTRY INDUSTRY	KAEDAH PENYELESAIAN MODE OF SETTLEMENT																									
	SECARA SUKARELA ACCORDED VOLUNTARILY					KEPUTUSAN MENTERI DECISION OF MINISTER					KEPUTUSAN KP DECISION OF DG					DITOLAK / TARIK BALIK / TIDAK LAYAK / DIBATALKAN REJECTED / WITHDRAWN / NOT ELIGIBLE / CANCELLED										
						PENGIKTIRAFAN ACCORDED RECOGNITION					TIDAK IKTIRAF NOT ACCORDED RECOGNITION										PENGIKTIRAFAN ACCORDED RECOGNITION					TIDAK IKTIRAF NOT ACCORDED RECOGNITION
	'18	'19	'20	'21	'22	'18	'19	'20	'21	'22	'18	'19	'20	'21	'22	'18	'19	'20	'21	'22	'18	'19	'20	'21	'22	
Pertanian, Perhutanan dan Perikanan <i>Agriculture, Forestry and Fishing</i>	0	0	0	0	1	0	0	1	1	0	0	1	0	0	0	0					0	0	2	0	0	0
Perlombongan dan pengkuarian <i>Mining and Quarrying</i>	0	0	1	0	0	0	0	2	12	0	0	0	1	0	1	0					0	0	0	0	0	0
Pembuatan/ <i>Manufacturing</i>	3	6	6	0	4	6	12	9	0	5	6	18	23	17	4	11					24	16	38	51	28	12
Bekalan Elektrik, Gas, Wap dan Pendingin Udara <i>Electricity, Gas, Steam and Air Conditioning Supply</i>	0	0	0	0	1	0	0	0	0	0	0	0	0	0	0	0					0	0	0	0	0	3
Bekalan Air, Pembentukan, Pengurusan Sisa dan Aktiviti Pemulihan <i>Water Supply, Sewerage, Waste Management and Remediation Activities</i>	1	2	1	0	0	0	1	0	1	0	0	1	1	0	0	0					0	0	1	1	2	0
Pembinaan/ <i>Construction</i>	0	0	0	0	0	0	0	0	0	0	0	0	0	0	0	0					0	0	0	0	0	0
Perdagangan Borong dan Runcit, Pembaikan Kenderaan Bermotor dan Motosikal <i>Wholesale and Retail Trade, Repair of Motor Vehicles and Motorcycles</i>	1	0	0	0	0	0	15	0	5	0	1	4	1	0	0	0					3	16	7	4	0	2

KAEDAH PENYELESAIAN TUNTUTAN PENGIKTIRAFAN DI BAWAH SEKSYEN 9 MENGIKUT INDUSTRI (MSIC 2008), 2018 - 2022

MODE OF SETTLEMENT FOR RECOGNITION CLAIM UNDER SECTION 9 BY INDUSTRY (MSIC 2008), 2018 - 2022

INDUSTRY INDUSTRY	KAEDAH PENYELESAIAN MODE OF SETTLEMENT																														
	SECARA SUKARELA ACCORDED VOLUNTARILY					KEPUTUSAN MENTERI DECISION OF MINISTER					KEPUTUSAN KP DECISION OF DG					DITOLAK / TARIK BALIK / TIDAK LAYAK / DIBATALKAN REJECTED / WITHDRAWN / NOT ELIGIBLE / CANCELLED															
						PENGIKTIRAFAN ACCORDED RECOGNITION					TIDAK IKTIKRAF NOT ACCORDED RECOGNITION										PENGIKTIRAFAN ACCORDED RECOGNITION					TIDAK IKTIKRAF NOT ACCORDED RECOGNITION					
	'18	'19	'20	'21	'22	'18	'19	'20	'21	'22	'18	'19	'20	'21	'22	'18	'19	'20	'21	'22	'18	'19	'20	'21	'22						
Pengangkutan dan Penyimpanan <i>Transportation and Storage</i>	0	1	1	2	1	0	0	0	0	0	1	1	0	3	0						1					0	0	6	1	6	7
Penginapan dan Aktiviti Perkhidmatan Makanan dan Minuman <i>Accommodation and Food Service Activities</i>	0	0	0	0	0	0	0	0	0	0	1	0	0	1	0						1					0	0	0	2	0	0
Maklumat dan Komunikasi <i>Information and Communication</i>	0	0	0	0	0	0	0	0	0	0	0	0	0	0	0						0					0	0	0	0	0	2
Aktiviti Kewangan dan Insurans/ Takaful <i>Financial and Insurance Activities/Takaful</i>	1	1	0	0	1	0	3	0	1	0	0	0	1	0	0						0					0	7	0	1	0	0
Aktiviti Hartanah/ <i>Real Estate Activities</i>	0	0	0	0	0	0	0	0	0	0	0	0	0	0	0						0					0	0	0	0	0	0
Aktiviti Profesional, Sainifik dan Teknikal <i>Professional, Scientific and Technical Activities</i>	0	0	0	0	0	0	0	0	0	0	0	0	0	0	0						0					0	2	2	0	0	0
Aktiviti Pentadbiran dan Khidmat Sokongan <i>Administrative and Support Service Activities</i>	0	0	0	0	0	0	0	0	0	0	0	0	0	0	0						0					0	0	0	0	0	0

KAEDAH PENYELESAIAN TUNTUTAN PENGIKTIRAFAN DI BAWAH SEKSYEN 9 MENGIKUT INDUSTRI (MSIC 2008), 2018 - 2022

MODE OF SETTLEMENT FOR RECOGNITION CLAIM UNDER SECTION 9 BY INDUSTRY (MSIC 2008), 2018 - 2022

INDUSTRY INDUSTRY	KAEDAH PENYELESAIAN MODE OF SETTLEMENT																			
	SECARA SUKARELA ACCORDED VOLUNTARILY					KEPUTUSAN MENTERI DECISION OF MINISTER					KEPUTUSAN KP DECISION OF DG					DITOLAK / TARIK BALIK / TIDAK LAYAK / DIBATALKAN REJECTED / WITHDRAWN / NOT ELIGIBLE / CANCELLED				
						PENGIKTIRAFAN ACCORDED RECOGNITION			TIDAK IKTIRAF NOT ACCORDED RECOGNITION		PENGIKTIRAFAN ACCORDED RECOGNITION			TIDAK IKTIRAF NOT ACCORDED RECOGNITION						
	'18	'19	'20	'21	'22	'18	'19	'20	'21	'22	'18	'19	'20	'21	'22	'18	'19	'20	'21	'22
Pentadbiran Awam dan Pertahanan; Aktiviti Keselamatan Sosial Wajib <i>Public Administration and Defence; Compulsory Social Security</i>	0	0	0	0	0	0	0	0	0	0	0	0	0	0	0	0	0	0	0	0
Pendidikan/ <i>Education</i>	0	0	0	0	0	0	0	0	1	0	0	0	0	0	0	0	0	0	0	0
Aktiviti Kesihatan Kemanusiaan dan Kerja Sosial <i>Human Health and Social Work Activities</i>	0	0	0	0	0	0	0	0	0	0	0	0	0	0	0	0	0	0	0	0
Kesenian, Hiburan dan Rekreasi <i>Arts, Entertainment and Recreation</i>	0	0	0	0	0	0	0	0	2	0	0	0	0	0	0	0	0	0	0	0
Aktiviti Perkhidmatan Lain <i>Other Service Activities</i>	1	0	0	0	0	0	1	0	0	0	0	0	1	0	0	0	0	0	0	0
Aktiviti Isi rumah sebagai Majikan; Aktiviti mengeluarkan Barangan dan Perkhidmatan Yang Tidak Dapat Dibezakan Oleh Isi rumah untuk kegunaan sendiri <i>Activities of Households as Employers; Undifferentiated Goods-And Services- producing Activities of Households for own Use</i>	0	0	0	0	0	0	0	0	0	0	0	0	0	0	0	0	0	0	0	0


KAEDAH PENYELESAIAN TUNTUTAN PENGIKTIRAFAN DI BAWAH SEKSYEN 9 MENGIKUT INDUSTRI (MSIC 2008), 2018 - 2022

MODE OF SETTLEMENT FOR RECOGNITION CLAIM UNDER SECTION 9 BY INDUSTRY (MSIC 2008), 2018 - 2022

INDUSTRY INDUSTRY	KAEDAH PENYELESAIAN MODE OF SETTLEMENT																														
	SECARA SUKARELA ACCORDED VOLUNTARILY					KEPUTUSAN MENTERI DECISION OF MINISTER					KEPUTUSAN KP DECISION OF DG					DITOLAK / TARIK BALIK / TIDAK LAYAK / DIBATALKAN REJECTED / WITHDRAWN / NOT ELIGIBLE / CANCELLED															
						PENGIKTIRAFAN ACCORDED RECOGNITION					TIDAK IKTIKRAF NOT ACCORDED RECOGNITION										PENGIKTIRAFAN ACCORDED RECOGNITION					TIDAK IKTIKRAF NOT ACCORDED RECOGNITION					
	'18	'19	'20	'21	'22	'18	'19	'20	'21	'22	'18	'19	'20	'21	'22	'18	'19	'20	'21	'22	'18	'19	'20	'21	'22						
Aktiviti Badan dan Pertubuhan Luar Wilayah <i>Activities of Exterritorial Organisations and Bodies</i>	0	0	0	0	0	0	0	0	0	0	0	0	0	0	0					0						0	0	0	0	0	
Jumlah/Total	7	10	9	2	8	6	32	12	23	5	9	25	28	21	5					13						28	44	56	61	37	26

Nota/Note: Kes dilaporkan pada tahun semasa
Reported cases on current year

Jabatan Perhubungan Perusahaan Malaysia : **Sumber/Source**
Department of Industrial Relations Malaysia



**PENGENDALIAN
PERTIKAIAN
PERUSAHAAN
DI BAWAH SEKSYEN 13**

TRADE DISPUTE DEALT UNDER SECTION 13

50



**STATISTIK &
PETUNJUK-PETUNJUK UTAMA**
STATISTICS & KEY INDICATORS

JABATAN PERHUBUNGAN PERUSAHAAN MALAYSIA
DEPARTMENT OF INDUSTRIAL RELATIONS MALAYSIA

**20
22**

PENGENDALIAN PERTIKAIAN PERUSAHAAN DI BAWAH SEKSYEN 13, 2018 - 2022

TRADE DISPUTE DEALT UNDER SECTION 13, 2018 - 2022

PERKARA PARTICULARS		2018	2019	2020	2021	2022
Dilaporkan/ <i>Reported</i>	Bil./ <i>No.</i>	118	115	98	69	96
Dikendalikan/ <i>Dealt</i>	Bil./ <i>No.</i>	137	141	126	114	126
Diselesaikan/ <i>Resolved</i>	Bil./ <i>No.</i>	111	113	81	84	108
	Peratus Selesai/ <i>Percentage Resolved (%)</i>	81	80	64	74	86
Baki <i>Balance</i>	Bil. <i>No.</i>	26	28	45	30	18

CARA PENYELESAIAN METHOD OF SETTLEMENT		2018	2019	2020	2021	2022
Diselesaikan Melalui Rundingan Damai <i>Resolved Through Conciliation</i>	Bil./ <i>No.</i>	76	76	51	48	77
Dirujuk Ke Mahkamah Perusahaan <i>Referred to Industrial Court</i>	Bil./ <i>No.</i>	35	37	30	35	31
Tidak Dirujuk Ke Mahkamah Perusahaan <i>Not Referred to Industrial Court</i>	Bil./ <i>No.</i>	0	0	0	1	0
Jumlah <i>Total</i>		111	113	81	84	108

Nota/Note:

Pengendalian kes pertikaian perusahaan di bawah Seksyen 13 Akta 177
Trade dispute cases dealt under Section 13 Act 177

Sumber/Source:

Jabatan Perhubungan Perusahaan Malaysia
Department of Industrial Relations Malaysia

PERTIKAIAN PERUSAHAAN DI BAWAH SEKSYEN 13 MENGIKUT INDUSTRI (MSIC 2008), 2018 - 2022

TRADE DISPUTE UNDER SECTION 13 BY INDUSTRY (MSIC 2008), 2018 - 2022

INDUSTRI INDUSTRY	BILANGAN KES NUMBER OF CASES					BILANGAN PEKERJA TERLIBAT NUMBER OF WORKERS INVOLVED				
	2018	2019	2020	2021	2022	2018	2019	2020	2021	2022
Pertanian, Perhutanan dan Perikanan <i>Agriculture, Forestry and Fishing</i>	10	3	2	6	4	9,515	53	22	4,535	170,142
Perlombongan dan Pengkuarian <i>Mining and Quarrying</i>	1	0	1	1	2	1	0	27	1	15
Pembuatan <i>Manufacturing</i>	68	67	71	34	70	11,974	10,070	19,992	2,413	10,533
Bekalan Elektrik, Gas, Wap dan Pendingin Udara <i>Electricity, Gas, Steam and Air Conditioning Supply</i>	1	1	0	0	2	300	1	0	0	844
Bekalan Air, Pembentungan, Pengurusan Sisa dan Aktiviti Pemulihan <i>Water Supply, Sewerage, Waste Management and Remediation Activities</i>	1	1	2	4	0	1,500	1,000	201	491	0
Pembinaan <i>Construction</i>	1	0	0	1	0	1	0	0	121	0
Perdagangan Borong dan Runcit, Pembaikan Kenderaan Bermotor dan Motosikal <i>Wholesale and Retail Trade, Repair of Motor Vehicles and Motorcycles</i>	2	1	4	9	1	140	33	872	0	0
Pengangkutan dan Penyimpanan <i>Transportation and Storage</i>	11	9	6	2	5	387	190	769	49	333

PERTIKAIAN PERUSAHAAN DI BAWAH SEKSYEN 13 MENGIKUT INDUSTRI (MSIC 2008), 2018 - 2022

TRADE DISPUTE UNDER SECTION 13 BY INDUSTRY (MSIC 2008), 2018 - 2022

INDUSTRI INDUSTRY	BILANGAN KES NUMBER OF CASES					BILANGAN PEKERJA TERLIBAT NUMBER OF WORKERS INVOLVED				
	2018	2019	2020	2021	2022	2018	2019	2020	2021	2022
Penginapan dan Aktiviti Perkhidmatan Makanan dan Minuman <i>Accommodation and Food & Beverage Service Activities</i>	6	5	1	2	1	346	1,428	101	37	82
Maklumat dan Komunikasi <i>Information and Communication</i>	2	3	3	0	2	238	936	313	0	304
Aktiviti Kewangan dan Insurans / Takaful <i>Financial and Insurance Activities / Takaful</i>	4	3	0	0	2	288	52	0	0	1,265
Aktiviti Hartanah <i>Real Estate Activities</i>	0	0	0	0	0	0	0	0	0	0
Aktiviti Profesional, Saintifik dan Teknikal <i>Professional, Scientific and Technical Activities</i>	0	0	0	1	0	0	0	0	50	0
Aktiviti Pentadbiran dan Khidmat Sokongan <i>Administrative and Support Service Activities</i>	0	1	2	1	0	0	49	2	758	0
Pentadbiran Awam dan Pertahanan; Aktiviti Keselamatan Sosial Wajib <i>Public Administration and Defence; Compulsory Social Security Activities</i>	0	0	0	0	0	0	0	0	0	0
Pendidikan <i>Education</i>	1	2	0	0	0	1	31	0	0	0

PERTIKAIAN PERUSAHAAN DI BAWAH SEKSYEN 13 MENGIKUT INDUSTRI (MSIC 2008), 2018 - 2022

TRADE DISPUTE UNDER SECTION 13 BY INDUSTRY (MSIC 2008), 2018 - 2022

45

INDUSTRI INDUSTRY	BILANGAN KES NUMBER OF CASES					BILANGAN PEKERJA TERLIBAT NUMBER OF WORKERS INVOLVED				
	2018	2019	2020	2021	2022	2018	2019	2020	2021	2022
Aktiviti Kesihatan Kemanusiaan dan Kerja Sosial <i>Human Health and Social Work Activities</i>	6	7	2	5	3	856	787	639	2,007	51
Kesenian, Hiburan dan Rekreasi <i>Arts, Entertainment and Recreation</i>	1	2	1	0	0	56	87	22	0	0
Aktiviti Perkhidmatan Lain <i>Other Service Activities</i>	3	10	3	3	4	18	2,631	30	117	16
Aktiviti Isi Rumah sebagai Majikan; Aktiviti mengeluarkan Barangan dan Perkhidmatan Yang Tidak Dapat Dibezakan oleh Isi Rumah untuk Kegunaan Sendiri <i>Activities of Households as Employers; Undifferentiated Goods & Services-producing Activities of Households for Own Use</i>	0	0	0	0	0	0	0	0	0	0
Aktiviti Badan dan Pertubuhan Luar Wilayah <i>Activities of Extraterritorial Organisations and Bodies</i>	0	0	0	0	0	0	0	0	0	0
Jumlah Total	118	115	98	69	96	25,621	17,348	22,990	10,579	183,585

- Nota/Note:**
1. Pengendalian kes pertikaian perusahaan di bawah Seksyen 13 Akta 177
Trade dispute cases dealt under Section 13 Act 177
 2. Kes dilaporkan pada tahun semasa mengikut industri (MSIC 2008)
Reported cases on current year by industry (MSIC 2008)

Sumber/Source:
Jabatan Perhubungan Perusahaan Malaysia
Department of Industrial Relations Malaysia

PERTIKAIAN PERUSAHAAN DI BAWAH SEKSYEN 13 MENGIKUT SEBAB, 2018 - 2022

TRADE DISPUTE UNDER SECTION 13 BY CAUSE, 2018 - 2022

47

SEBAB PERTIKAIAN CAUSE FOR DISPUTES	BILANGAN PERTIKAIAN NUMBER OF DISPUTES					BILANGAN PEKERJA TERLIBAT NUMBER OF WORKERS INVOLVED				
	2018	2019	2020	2021	2022	2018	2019	2020	2021	2022
Kegagalan mematuhi piawaian perburuhan yang diperuntukkan dalam undang-undang perburuhan berkaitan dengan kemudahan dan lain-lain faedah yang bukan kewangan <i>Non-compliance of labour standards provided in legislation related to amenities and facilities and other non-monetary benefits</i>	0	0	0	0	0	0	0	0	0	0
Perlanggaran hak-hak pekerja/ ketidakadilan dalam amalan perburuhan <i>Infringements of workers' rights/ unfair labour practices</i>	0	0	0	0	0	0	0	0	0	0
Lain-lain <i>Others</i>	0	0	0	0	0	0	0	0	0	0
Jumlah <i>Total</i>	118	115	98	69	96	25,621	17,348	22,990	10,579	183,585

Nota/Note:

1. Pengendalian kes pertikaian perusahaan di bawah Seksyen 13 Akta 177
Trade dispute cases dealt under Section 13 Act 177
2. Kes dilaporkan pada tahun semasa
Reported cases on current year

Sumber/Source:

Jabatan Perhubungan Perusahaan Malaysia
Department of Industrial Relations Malaysia

PENGENDALIAN PERTIKAIAN PERUSAHAAN DI BAWAH SEKSYEN 13 MENGIKUT NEGERI, 2018 - 2022
TRADE DISPUTE DEALT UNDER SECTION 13 BY STATE, 2018 - 2022

NEGERI/STATE	BILANGAN PERTIKAIAN/NUMBER OF DISPUTES				
	2018	2019	2020	2021	2022
Johor	7	11	12	8	12
Kedah/Perlis	5	2	6	6	4
Kelantan	0	0	1	0	0
Melaka	4	5	5	1	6
Negeri Sembilan	2	4	3	9	5
Pahang	7	4	3	3	6
Pulau Pinang	12	16	20	9	7
Perak	11	15	10	6	8
Selangor	52	38	33	16	40
Terengganu	1	0	0	0	1
Sabah	1	0	1	0	1
Sarawak	0	6	0	0	2
Wilayah Persekutuan Kuala Lumpur	14	6	4	11	4
Ibu Pejabat/Wilayah Persekutuan Putrajaya	2	8	0	0	0
Jumlah/Total	118	115	98	69	96

Nota/Note:

Pengendalian kes pertikaian perusahaan di bawah Seksyen 13 Akta 177
Trade dispute cases dealt under Section 13 Act 177

Sumber/Source:

Jabatan Perhubungan Perusahaan Malaysia
Department of Industrial Relations Malaysia

PENGENDALIAN PERTIKAIAN PERUSAHAAN DI BAWAH SEKSYEN 18

TRADE DISPUTE DEALT UNDER SECTION 18



**STATISTIK &
PETUNJUK-PETUNJUK UTAMA**
STATISTICS & KEY INDICATORS

JABATAN PERHUBUNGAN PERUSAHAAN MALAYSIA
DEPARTMENT OF INDUSTRIAL RELATIONS MALAYSIA

**20
22**

PENGENDALIAN PERTIKAIAN PERUSAHAAN DI BAWAH SEKSYEN 18, 2018 - 2022

TRADE DISPUTE DEALT UNDER SECTION 18, 2018 - 2022

PERKARA PARTICULARS		2018	2019	2020	2021	2022
Dilaporkan/ <i>Reported</i>	Bil./No.	207	171	241	180	155
Dikendalikan/ <i>Dealt</i>	Bil./No.	261	219	264	259	192
Diselesaikan/ <i>Resolved</i>	Bil./No.	213	196	185	222	152
	Peratus Selesai/ <i>Percentage Resolved (%)</i>	82	89	70	86	79
Baki <i>Balance</i>	Bil. <i>No.</i>	48	23	79	37	40

CARA PENYELESAIAN METHOD OF SETTLEMENT		2018	2019	2020	2021	2022
Diselesaikan Melalui Rundingan Damai <i>Resolved Through Conciliation</i>	Bil./No.	166	138	161	164	127
Dirujuk Ke Mahkamah Perusahaan <i>Referred to Industrial Court</i>	Bil./No.	46	53	17	38	22
Tidak Dirujuk Ke Mahkamah Perusahaan <i>Not Referred to Industrial Court</i>	Bil./No.	1	5	7	20	3
Jumlah <i>Total</i>		213	196	185	222	152

Nota/Note:

Pengendalian kes pertikaian perusahaan di bawah Seksyen 18 Akta 177
Trade dispute cases under Section 18 Act 177

Sumber/Source:

Jabatan Perhubungan Perusahaan Malaysia
Department of Industrial Relations Malaysia

PERTIKAIAN PERUSAHAAN DI BAWAH SEKSYEN 18 MENGIKUT INDUSTRI (MSIC 2008), 2018 - 2022

TRADE DISPUTE UNDER SECTION 18 BY INDUSTRY (MSIC 2008), 2018 - 2022

INDUSTRI INDUSTRY	BILANGAN KES NUMBER OF CASES					BILANGAN PEKERJA TERLIBAT NUMBER OF WORKERS INVOLVED				
	2018	2019	2020	2021	2022	2018	2019	2020	2021	2022
Pertanian, Perhutanan dan Perikanan <i>Agriculture, Forestry and Fishing</i>	35	36	25	25	28	345	407	110	321	185
Perlombongan dan Pengkuarian <i>Mining and Quarrying</i>	2	0	0	1	0	522	0	0	350	0
Pembuatan <i>Manufacturing</i>	89	92	148	86	80	6,679	6,595	11,389	13,075	7,556
Bekalan Elektrik, Gas, Wap dan Pendingin Udara <i>Electricity, Gas, Steam and Air Conditioning Supply</i>	0	0	1	1	2	0	0	0	1	51
Bekalan Air, Pembentungan, Pengurusan Sisa dan Aktiviti Pemulihan <i>Water Supply, Sewerage, Waste Management and Remediation Activities</i>	3	1	0	0	1	402	1	0	0	1
Pembinaan <i>Construction</i>	0	0	1	4	0	0	0	0	99	0
Perdagangan Borong dan Runcit, Pembaikan Kenderaan Bermotor dan Motosikal <i>Wholesale and Retail Trade, Repair of Motor Vehicles and Motorcycles</i>	8	3	9	6	0	453	265	703	92	0
Pengangkutan dan Penyimpanan <i>Transportation and Storage</i>	15	4	15	5	18	2,794	19	2,061	653	622

PERTIKAIAN PERUSAHAAN DI BAWAH SEKSYEN 18 MENGIKUT INDUSTRI (MSIC 2008), 2018 - 2022

TRADE DISPUTE UNDER SECTION 18 BY INDUSTRY (MSIC 2008), 2018 - 2022

INDUSTRI INDUSTRY	BILANGAN KES NUMBER OF CASES					BILANGAN PEKERJA TERLIBAT NUMBER OF WORKERS INVOLVED				
	2018	2019	2020	2021	2022	2018	2019	2020	2021	2022
Penginapan dan Aktiviti Perkhidmatan Makanan dan Minuman <i>Accommodation and Food & Beverage Service Activities</i>	8	17	9	5	4	659	4,098	1,551	131	258
Maklumat dan Komunikasi <i>Information and Communication</i>	4	6	2	0	2	1,352	57	70	0	124
Aktiviti Kewangan dan Insurans / Takaful <i>Financial and Insurance Activities / Takaful</i>	6	1	1	5	3	935	52	1	1,236	334
Aktiviti Hartanah <i>Real Estate Activities</i>	0	0	0	0	0	0	0	0	0	0
Aktiviti Profesional, Sainifik dan Teknikal <i>Professional, Scientific and Technical Activities</i>	6	1	0	0	0	704	1	0	0	0
Aktiviti Pentadbiran dan Khidmat Sokongan <i>Administrative and Support Service Activities</i>	7	0	9	0	0	90	0	1,071	0	0
Pentadbiran Awam dan Pertahanan; Aktiviti Keselamatan Sosial Wajib <i>Public Administration and Defence; Compulsory Social Security Activities</i>	2	0	0	1	0	2	0	0	24	0
Pendidikan <i>Education</i>	5	3	0	0	0	137	61	0	0	0

PERTIKAIAN PERUSAHAAN DI BAWAH SEKSYEN 18 MENGIKUT INDUSTRI (MSIC 2008), 2018 - 2022

TRADE DISPUTE UNDER SECTION 18 BY INDUSTRY (MSIC 2008), 2018 - 2022

INDUSTRI INDUSTRY	BILANGAN KES NUMBER OF CASES					BILANGAN PEKERJA TERLIBAT NUMBER OF WORKERS INVOLVED				
	2018	2019	2020	2021	2022	2018	2019	2020	2021	2022
Aktiviti Kesihatan Kemanusiaan dan Kerja Sosial <i>Human Health and Social Work Activities</i>	0	0	1	0	9	0	0	0	0	400
Kesenian, Hiburan dan Rekreasi <i>Arts, Entertainment and Recreation</i>	5	0	2	1	1	54	0	52	31	0
Aktiviti Perkhidmatan Lain <i>Other Service Activities</i>	12	7	18	40	7	1,123	1,055	916	3,224	167
Aktiviti Isi Rumah sebagai Majikan; Aktiviti mengeluarkan Barangan dan Perkhidmatan Yang Tidak Dapat Dibezaikan oleh Isi Rumah untuk Kegunaan Sendiri <i>Activities of Households as Employers; Undifferentiated Goods & Services-producing Activities of Households for Own Use</i>	0	0	0	0	0	0	0	0	0	0
Aktiviti Badan dan Pertubuhan Luar Wilayah <i>Activities of Extraterritorial Organisations and Bodies</i>	0	0	0	0	0	0	0	0	0	0
Jumlah <i>Total</i>	207	171	241	180	155	16,251	12,611	17,924	19,237	9,698

Nota/Note:

1. Pengendalian kes pertikaian perusahaan di bawah Seksyen 18 Akta 177
Trade dispute cases under Section 18 Act 177
2. Kes dilaporkan pada tahun semasa mengikut industri (MSIC 2008)
Reported cases on current year by industry (MSIC 2008)

Sumber/Source:
Jabatan Perhubungan Perusahaan Malaysia
Department of Industrial Relations Malaysia

PERTIKAIAN PERUSAHAAN DI BAWAH SEKSYEN 18 MENGIKUT SEBAB, 2018 - 2022

TRADE DISPUTE UNDER SECTION 18 BY CAUSES, 2018 - 2022

SEBAB PERTIKAIAN CAUSE FOR DISPUTES	BILANGAN PERTIKAIAN NUMBER OF DISPUTES					BILANGAN PEKERJA TERLIBAT NUMBER OF WORKERS INVOLVED				
	2018	2019	2020	2021	2022	2018	2019	2020	2021	2022
Keengganan memulakan rundingan bersama <i>Refusal to commence collective bargaining</i>	0	0	0	0	0	0	0	0	0	0
Kebuntuan dalam rundingan bersama <i>Deadlock in collective bargaining</i>	0	0	0	0	0	0	0	0	0	0
Pertikaian ke atas terma dan syarat perkhidmatan didalam perjanjian kolektif dan lain-lain kontrak perkhidmatan <i>Dispute over terms and conditions of contractual terms in collective agreement and other service contracts</i>	105	115	111	96	112	8,164	8,787	7,198	9,123	7,592
Pengeneapan kerja dan renti-kerja sentara <i>Retrenchment and lay-off</i>	5	3	9	6	1	116	186	729	162	85
Kenaikan pangkat, pengagihan tugas, pertukaran dan lain- lain hak istimewa pengurusan <i>Promotion, allocation of duties, transfer and other management prerogatives</i>	11	4	14	8	9	73	4	1,525	116	254
Penurunan pangkat, penggantungan kerja, surat amaran dan lain-lain tindakan disiplin terhadap pekerja <i>Demotion, suspension, warning letter and other disciplinary actions against workers</i>	13	15	17	10	9	12	246	386	258	467

PERTIKAIAN PERUSAHAAN DI BAWAH SEKSYEN 18 MENGIKUT SEBAB, 2018 - 2022

TRADE DISPUTE UNDER SECTION 18 BY CAUSES, 2018 - 2022

SEBAB PERTIKAIAN CAUSE FOR DISPUTES	BILANGAN PERTIKAIAN NUMBER OF DISPUTES					BILANGAN PEKERJA TERLIBAT NUMBER OF WORKERS INVOLVED				
	2018	2019	2020	2021	2022	2018	2019	2020	2021	2022
Kegagalan mematuhi piawaian perburuhan yang diperuntukkan dalam undang-undang perburuhan berkaitan dengan kemudahan dan lain-lain faedah yang bukan kewangan <i>Non-compliance of labour standards provided in legislation related to amenities and facilities and other non-monetary benefits</i>	20	21	56	33	2	1,009	3,029	4,401	3,599	40
Perlanggaran hak-hak pekerja/ ketidakadilan dalam amalan perburuhan <i>Infringements of workers' rights/ unfair labour practices</i>	19	6	29	10	8	625	35	3,169	516	66
Lain-lain <i>Others</i>	34	7	5	17	14	6,252	324	516	5,463	1,194
Jumlah Total	207	171	241	180	155	16,251	12,611	17,924	19,237	9,698

Nota/Note:

1. Pengendalian kes pertikaian perusahaan di bawah Seksyen 18 Akta 177
Trade dispute cases under Section 18 Act 177
2. Kes dilaporkan pada tahun semasa
Reported cases on current year

Sumber/Source:

Jabatan Perhubungan Perusahaan Malaysia
Department of Industrial Relations Malaysia

PENGENDALIAN PERTIKAIAN PERUSAHAAN DI BAWAH SEKSYEN 18 MENGIKUT NEGERI, 2018 - 2022
TRADE DISPUTE DEALT UNDER SECTION 18 BY STATE, 2018 - 2022

NEGERI/STATE	BILANGAN PERTIKAIAN/NUMBER OF DISPUTES				
	2018	2019	2020	2021	2022
Johor	23	27	48	22	22
Kedah/Perlis	7	10	5	4	3
Kelantan	7	2	1	4	3
Melaka	2	10	8	12	0
Negeri Sembilan	11	4	6	11	5
Pahang	7	5	10	12	16
Pulau Pinang	12	17	20	12	2
Perak	29	27	24	14	20
Selangor	86	55	103	77	64
Terengganu	4	2	1	1	1
Sabah	0	1	0	3	1
Sarawak	4	2	1	0	1
Wilayah Persekutuan Kuala Lumpur	15	6	14	8	10
Ibu Pejabat/Wilayah Persekutuan Putrajaya	0	3	0	0	7
Jumlah/Total	207	171	241	180	155

Nota/Note:

Pengendalian kes pertikaian perusahaan di bawah Seksyen 18 Akta 177
Trade dispute cases under Section 18 Act 177

Sumber/Source:

Jabatan Perhubungan Perusahaan Malaysia
Department of Industrial Relations Malaysia

PENGENDALIAN KES REPRESENTASI PEMULIHAN KERJA DI BAWAH SEKSYEN 20

*CLAIM FOR REINSTATEMENT UNDER
SECTION 20 DEALT*



**STATISTIK &
PETUNJUK-PETUNJUK UTAMA**
STATISTICS & KEY INDICATORS

JABATAN PERHUBUNGAN PERUSAHAAN MALAYSIA
DEPARTMENT OF INDUSTRIAL RELATIONS MALAYSIA

**20
22**

PENGENDALIAN KES REPRESENTASI PEMULIHAN KERJA DI BAWAH SEKSYEN 20, 2018 - 2022

CLAIM FOR REINSTATEMENT UNDER SECTION 20 DEALT , 2018 - 2022

PERKARA PARTICULARS		2018	2019	2020	2021	2022
Dilaporkan/ <i>Reported</i>	Bil./No.	4,840	6,060	7,718	3,684	3,568
Dikendalikan/ <i>Dealt</i>	Bil./No.	6,315	7,179	9,142	6,551	4,822
Diselesaikan/ <i>Resolved</i>	Bil./No.	5,196	5,755	6,275	5,297	3,518
	Peratus Selesai/ <i>Percentage Resolved (%)</i>	82.28	80.16	68.64	80.86	72.96
Baki <i>Balance</i>	Bil. <i>No.</i>	1,119	1,424	2,867	1,254	1,304

CARA PENYELESAIAN METHOD OF SETTLEMENT		2018	2019	2020	2021	2022
Diselesaikan Melalui Rundingan Damai <i>Resolved Through Conciliation</i>	Bil./No.	2,545	3,227	3,694	2,443	2,256
Dirujuk Ke Mahkamah Perusahaan <i>Referred to Industrial Court</i>	Bil./No.	2,395	2,234	2,511	2,736	1,262
Tidak Dirujuk Ke Mahkamah Perusahaan <i>Not Referred to Industrial Court</i>	Bil./No.	256	294	70	118	0
Jumlah <i>Total</i>		5,196	5,755	6,275	5,297	3,518

Sumber/*Source:*

Jabatan Perhubungan Perusahaan Malaysia
Department of Industrial Relations Malaysia

REPRESENTASI PEMULIHAN KERJA DI BAWAH SEKSYEN 20 MENGIKUT INDUSTRI (MSIC 2008), 2018 - 2022

CLAIMS FOR REINSTATEMENT UNDER SECTION 20 BY INDUSTRY (MSIC 2008), 2018 - 2022

INDUSTRI / INDUSTRY	BILANGAN KES / NUMBER OF CASES				
	2018	2019	2020	2021	2022
Pertanian, Perhutanan dan Perikanan/ <i>Agriculture, Forestry and Fishing</i>	77	244	86	63	52
Perlombongan dan Pengkuarian/ <i>Mining and Quarrying</i>	62	65	75	62	20
Pembuatan/ <i>Manufacturing</i>	1,058	950	1,691	756	887
Bekalan Elektrik, Gas, Wap dan Pendingin Udara <i>Electricity, Gas, Steam and Air Conditioning Supply</i>	242	50	142	52	38
Bekalan Air, Pembentungan, Pengurusan Sisa dan Aktiviti Pemulihan <i>Water Supply, Sewerage, Waste Management and Remediation Activities</i>	177	27	28	22	10
Pembinaan/ <i>Construction</i>	308	380	512	280	220
Perdagangan Borong dan Runcit, Pembaikan Kenderaan Bermotor dan Motosikal <i>Wholesale and Retail Trade, Repair of Motor Vehicles and Motorcycles</i>	290	343	458	259	161
Pengangkutan dan Penyimpanan/ <i>Transportation and Storage</i>	358	381	673	278	461
Penginapan dan Aktiviti Perkhidmatan Makanan dan Minuman <i>Accommodation and Food & Beverage Service Activities</i>	181	288	818	201	81
Maklumat dan Komunikasi/ <i>Information and Communication</i>	141	363	370	183	135
Aktiviti Kewangan dan Insurans / Takaful/ <i>Financial and Insurance Activities / Takaful</i>	193	70	153	137	94
Aktiviti Hartanah/ <i>Real Estate Activities</i>	34	170	95	43	52
Aktiviti Profesional, Sainifik dan Teknikal/ <i>Professional, Scientific and Technical Activities</i>	155	209	219	66	104
Aktiviti Pentadbiran dan Khidmat Sokongan/ <i>Administrative and Support Service Activities</i>	172	254	187	153	108

REPRESENTASI PEMULIHAN KERJA DI BAWAH SEKSYEN 20 MENGIKUT INDUSTRI (MSIC 2008), 2018 - 2022 CLAIMS FOR REINSTATEMENT UNDER SECTION 20 BY INDUSTRY (MSIC 2008), 2018 - 2022

INDUSTRI INDUSTRY	BILANGAN KES NUMBER OF CASES				
	2018	2019	2020	2021	2022
Pentadbiran Awam dan Pertahanan; Aktiviti Keselamatan Sosial Wajib <i>Public Administration and Defence; Compulsory Social Security Activities</i>	69	31	21	9	7
Pendidikan/ <i>Education</i>	159	221	292	137	125
Aktiviti Profesional, Sainstifik dan Teknikal/ <i>Professional, Scientific and Technical Activities</i>	155	209	219	66	104
Aktiviti Pentadbiran dan Khidmat Sokongan/ <i>Administrative and Support Service Activities</i>	172	254	187	153	108
Pentadbiran Awam dan Pertahanan; Aktiviti Keselamatan Sosial Wajib <i>Public Administration and Defence; Compulsory Social Security Activities</i>	69	31	21	9	7
Pendidikan/ <i>Education</i>	159	221	292	137	125
Aktiviti Kesihatan Kemanusiaan dan Kerja Sosial/ <i>Human Health and Social Work Activities</i>	72	76	124	99	62
Kesenian, Hiburan dan Rekreasi/ <i>Arts, Entertainment and Recreation</i>	65	58	62	23	24
Aktiviti Perkhidmatan Lain/ <i>Other Service Activities</i>	1,012	1,872	1,709	855	922
Aktiviti Isi Rumah sebagai Majikan; Aktiviti mengeluarkan Barangan dan Perkhidmatan Yang Tidak Dapat Dibezakan oleh Isi Rumah untuk Kegunaan Sendiri <i>Activities of Households as Employers; Undifferentiated Goods & Services-producing Activities of Households for Own Use</i>	3	1	0	0	1
Aktiviti Badan dan Pertubuhan Luar Wilayah <i>Activities of Extraterritorial Organisations and Bodies</i>	12	7	3	6	4
Jumlah/Total	4,840	6,060	7,718	3,684	3,568

Nota/Note: Kes dilaporkan pada tahun semasa mengikut industri (MSIC 2008)
Reported cases on current year by industry (MSIC 2008)

Jabatan Perhubungan Perusahaan Malaysia : Sumber/Source
Department of Industrial Relations Malaysia

REPRESENTASI PEMULIHAN KERJA MENGIKUT SEBAB PENAMATAN, 2018 - 2022

CLAIMS FOR REINSTATEMENT BY CAUSE OF DISMISSAL 2018 - 2022

SEBAB PENAMATAN / CAUSE OF DISMISSAL	BILANGAN KES / NUMBER OF CASES				
	2018	2019	2020	2021	2022
Salahlaku/ <i>Misconduct</i>	1,116	1,141	1,096	747	700
Pembuangan Terancang/ <i>Constructive Dismissal</i>	238	351	514	329	378
Pengeneopian/ <i>Retrenchment</i>	1,151	1,797	3,056	1,057	978
Tidak Disahkan Jawatan/ <i>Non-confirmation</i>	229	202	239	105	119
Kontrak Bertempoh Tetap/ <i>Fixed Term Contract</i>	314	230	281	143	91
Pemecatan Mudah/ <i>Termination Simpliciter</i>	827	1,087	1,252	624	527
Dipaksa Letak Jawatan/ <i>Forced Resignation</i>	248	329	293	157	199
Letak Jawatan Secara Sukarela/ <i>Voluntary Resignation</i>	102	92	77	53	45
Kekecewaan Kontrak/ <i>Frustration of Contract</i>	37	43	25	34	23
Persaraan/ <i>Retirement</i>	13	14	16	8	9
Gaji Minimum/ <i>Minimum Wages</i>	0	0	0	0	0
Pelaksanaan Umur Persaraan/ <i>Implementation of Retirement Age</i>	1	13	6	1	6
Prestasi Kerja Tidak Memuaskan/ <i>Unsatisfactory Performance</i>	389	479	542	320	360
Lain-lain/ <i>Others</i>	175	282	321	106	133
Jumlah/<i>Total</i>	4,840	6,060	7,718	3,684	3,568

Nota/Note: Kes dilaporkan pada tahun semasa
Reported cases on current year

Jabatan Perhubungan Perusahaan Malaysia : **Sumber/Source**
Department of Industrial Relations Malaysia

REPRESENTASI PEMULIHAN KERJA DI BAWAH SEKSYEN 20 MENGIKUT KATEGORI PEKERJAAN, 2018 - 2022

CLAIM FOR REINSTATEMENT UNDER SECTION 20 BY JOB CATEGORY, 2018 - 2022

KATEGORI PEKERJAAN JOB CATEGORY	BILANGAN KES NUMBER OF CASES				
	2018	2019	2020	2021	2022
Profesional/Pengurusan dan Eksekutif <i>Professional/Managerial and Executive</i>	2,637	3,587	4,288	2,140	1,959
Bukan Eksekutif dan Lebih Rendah <i>Non Executive and Below</i>	2,179	2,440	3,387	1,534	1,606
Ekspatriat <i>Expatriate</i>	18	25	27	7	1
Bukan Ekspatriat <i>Non-Expatriate</i>	6	8	16	3	2
Jumlah Total	4,840	6,060	7,718	3,684	3,568

Nota/Note:

Kes dilaporkan pada tahun semasa
Reported cases on current year

Sumber/Source:

Jabatan Perhubungan Perusahaan Malaysia
Department of Industrial Relations Malaysia

PENGENDALIAN KES REPRESENTASI PEMULIHAN KERJA DI BAWAH SEKSYEN 20 MENGIKUT GAJI 2018 - 2022

CLAIM FOR REINSTATEMENT UNDER SECTION 20 BY SALARY, 2018 - 2022

GAJI / SALARY	BILANGAN KES / NUMBER OF CASES				
	2018	2019	2020	2021	2022
RM0 - RM1,999	1,291	1,452	1,598	736	603
RM2,000 - RM4,999	1,869	2,308	3,352	1,456	1,545
RM5,000 - RM9,999	986	1,412	1,761	901	843
RM10,000 - RM14,999	350	385	458	258	255
RM15,000 - RM19,999	144	225	252	150	143
RM20,000 - RM24,999	61	106	119	60	54
RM25,000 - RM29,999	41	56	43	41	51
RM30,000 - RM34,999	28	30	33	39	22
RM35,000 - RM39,999	18	29	31	13	11
RM40,000 - RM44,999	18	13	17	8	11
RM45,000 - RM49,000	10	8	8	8	5
Melebihi RM50,000	24	36	46	14	25
Jumlah/Total	4,840	6,060	7,718	3,684	3,568

Nota/Note:

Kes dilaporkan pada tahun semasa
Reported cases on current year

Sumber/Source:

Jabatan Perhubungan Perusahaan Malaysia
Department of Industrial Relations Malaysia

REPRESENTASI PEMULIHAN KERJA DI BAWAH SEKSYEN 20 MENGIKUT JANTINA, 2018 - 2022

CLAIM FOR REINSTATEMENT UNDER SECTION 20 BY GENDER, 2018 - 2022

JANTINA GENDER	BILANGAN KES NUMBER OF CASES				
	2018	2019	2020	2021	2022
Lelaki Male	3,368	3,935	4,989	2,292	2,307
Perempuan Female	1,472	2,125	2,729	1,392	1,261
Jumlah Total	4,840	6,060	7,718	3,684	3,568

Nota/Note:

Kes dilaporkan pada tahun semasa
Reported cases on current year

Sumber/Source:

Jabatan Perhubungan Perusahaan Malaysia
Department of Industrial Relations Malaysia



PENGENDALIAN KES REPRESENTASI PEMULIHAN KERJA DI BAWAH SEKSYEN 20 MENGIKUT NEGERI, 2018 - 2022

CLAIM FOR REINSTATEMENT UNDER SECTION 20 DEALT BY STATE, 2018 - 2022

NEGERI/STATE	BILANGAN KES/NUMBER OF CASES				
	2018	2019	2020	2021	2022
Johor	584	491	762	371	294
Kedah/Perlis	170	217	188	149	88
Kelantan	80	73	59	43	19
Melaka	279	117	174	76	50
Negeri Sembilan	154	212	287	108	141
Pahang	216	126	246	82	68
Pulau Pinang	331	466	531	226	292
Perak	175	291	244	134	141
Selangor	1,578	1,911	2,866	1,226	1,361
Terengganu	31	58	63	31	93
Sabah	145	126	199	158	90
Sarawak	161	312	196	116	71
Wilayah Persekutuan Kuala Lumpur	936	1,660	1,903	964	860
Jumlah/Total	4,840	6,060	7,718	3,684	3,568

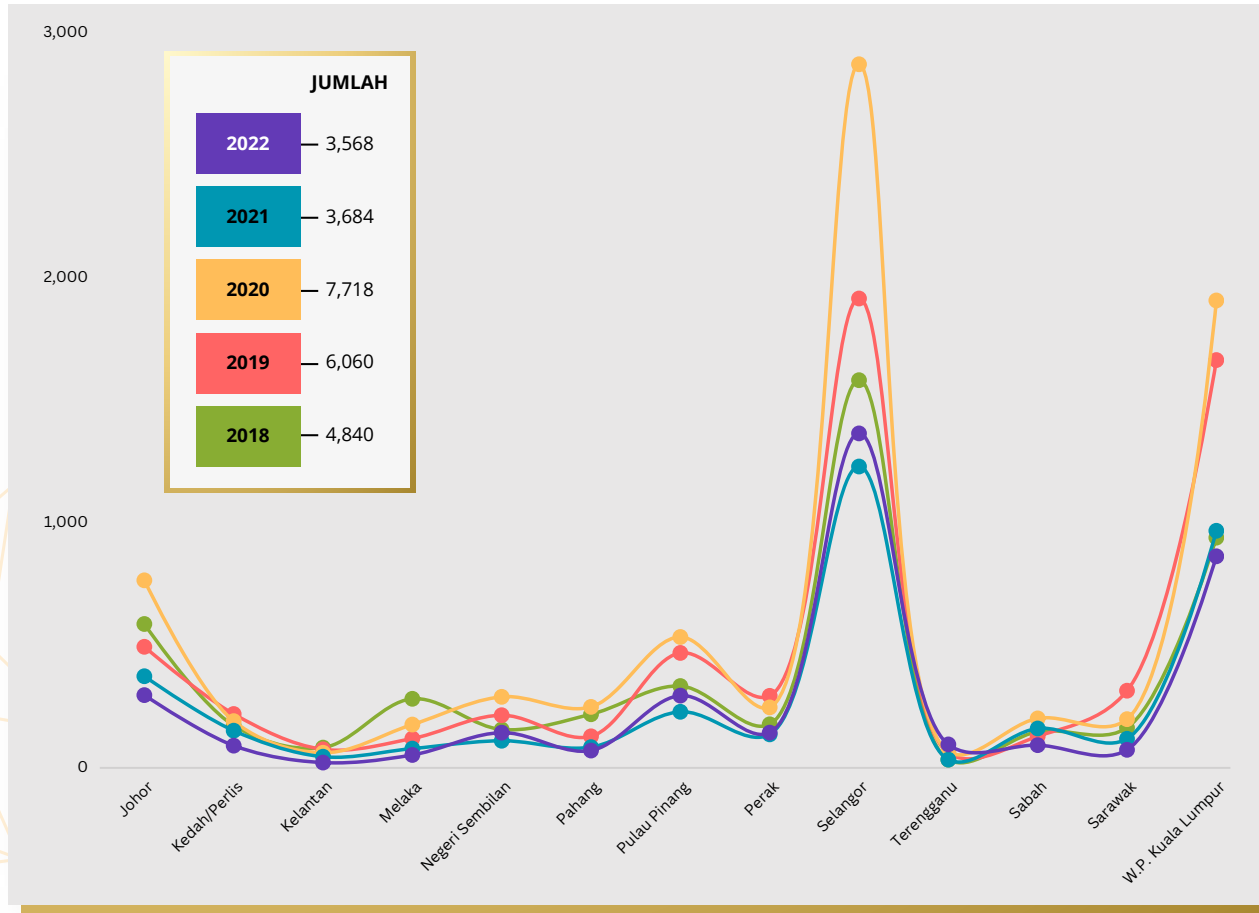
Nota/Note:

Kes dilaporkan pada tahun semasa
Reported cases on current year

Sumber/Source:

Jabatan Perhubungan Perusahaan Malaysia
Department of Industrial Relations Malaysia

PENGENDALIAN KES REPRESENTASI PEMULIHAN KERJA DI BAWAH SEKSYEN 20 MENGIKUT NEGERI, 2018 - 2022
CLAIM FOR REINSTATEMENT UNDER SECTION 20 DEALT BY STATE, 2018 - 2022



PENGENDALIAN TINDAKAN PERUSAHAAN

INDUSTRIAL ACTION DEALT



**STATISTIK &
PETUNJUK-PETUNJUK UTAMA**
STATISTICS & KEY INDICATORS

JABATAN PERHUBUNGAN PERUSAHAAN MALAYSIA
DEPARTMENT OF INDUSTRIAL RELATIONS MALAYSIA

**20
22**

MOGOK MENGIKUT INDUSTRI (MSIC 2008), 2018 - 2022

STRIKES BY INDUSTRY (MSIC 2008), 2018 - 2022

BIL. KES
NO. OF CASES

BIL. PEKERJA TERLIBAT
NUMBER OF WORKERS
INVOLVED

HARI BEKERJA
YANG HILANG
MAN-DAYS LOST

Pertanian, Perhutanan dan Perikanan
Agriculture, Forestry and Fishing

Perlombongan dan Pengkuarian
Mining and Quarrying

Pembuatan/*Manufacturing*

Bekalan Elektrik, Gas, Wap dan Pendingin Udara
Electricity, Gas, Steam and Air Conditioning Supply

Bekalan Air, Pembentungan, Pengurusan Sisa
dan Aktiviti Pemulihan
*Water Supply, Sewerage, Waste Management and
Remediation Activities*

Pembinaan/*Construction*

Perdagangan Borong dan Runcit, Pembaikan
Kenderaan Bermotor dan Motosikal
*Wholesale and Retail Trade, Repair of Motor
Vehicles and Motorcycles*

Pengangkutan dan Penyimpanan
Transportation and Storage

TIADA KES DILAPORKAN
NO CASES REPORTED

MOGOK MENGIKUT INDUSTRI (MSIC 2008), 2018 - 2022 *STRIKES BY INDUSTRY (MSIC 2008), 2018 - 2022*

Penginapan dan Aktiviti Perkhidmatan
Makanan dan Minuman
*Accommodation and Food & Beverage Service
Activities*

Maklumat dan Komunikasi
Information and Communication

Aktiviti Kewangan dan Insurans/ Takaful
Financial and Insurance Activities/Takaful

Aktiviti Hartanah
Real Estate Activities

Aktiviti Profesional, Saintifik dan Teknikal
Professional, Scientific and Technical Activities

Aktiviti Pentadbiran dan Khidmat Sokongan
Administrative and Support Service Activities

Pentadbiran Awam dan Pertahanan; Aktiviti
Keselamatan Sosial Wajib
*Public Administration and Defence; Compulsory
Social Security*

Pendidikan/*Education*

BIL. KES
NO. OF CASES

BIL. PEKERJA TERLIBAT
NUMBER OF WORKERS
INVOLVED

HARI BEKERJA
YANG HILANG
MAN-DAYS LOST

TIADA KES DILAPORKAN
NO CASES REPORTED

MOGOK MENGIKUT INDUSTRI (MSIC 2008), 2018 - 2022 *STRIKES BY INDUSTRY (MSIC 2008), 2018 - 2022*

BIL. KES
NO. OF CASES

BIL. PEKERJA TERLIBAT
NUMBER OF WORKERS
INVOLVED

HARI BEKERJA
YANG HILANG
MAN-DAYS LOST

Aktiviti Kesihatan Kemanusiaan dan Kerja Sosial
Human Health and Social Work Activities

Kesenian, Hiburan dan Rekreasi
Arts, Entertainment and Recreation

Aktiviti Perkhidmatan Lain
Other Service Activities

Aktiviti Isi Rumah sebagai Majikan; Aktiviti mengeluarkan
Barangan dan Perkhidmatan Yang Tidak Dapat Dibezakan
oleh Isi Rumah untuk Kegunaan Sendiri
*Activities of Households as Employers; Undifferentiated Goods
& Services-producing Activities of Households for Own Use*

Aktiviti Badan dan Pertubuhan Luar Wilayah
Activities of Extraterritorial Organisations and Bodies

TIADA KES DILAPORKAN
NO CASES REPORTED

- Nota/Note:**
1. Kes dilaporkan pada tahun semasa
Reported cases on current year
 2. Tiada mogok sepertimana yang ditakrifkan di bawah Akta 177 yang dilaporkan ke JPPM
pada tahun 2018-2022
No strike action in accordance to Act 177 was reported to DIRM in 2018-2022

Sumber/Source:

Jabatan Perhubungan Perusahaan Malaysia
Department of Industrial Relations Malaysia

MOGOK MENGIKUT SEBAB, 2018 - 2022 *STRIKE BY CAUSES, 2018 - 2022*

Keengganan memulakan rundingan kolektif
Refusal to commence collective bargaining

Kebuntuan dalam rundingan kolektif / *Deadlock in collective bargaining*

Pertikaian di atas terma dan syarat perkhidmatan mengikut perjanjian kolektif dan lain-lain kontrak perkhidmatan
Disputes over terms and conditions of contractual terms in collective agreements and other service contracts

Pengeneapan kerja dan renti kerja-sentara / *Retrenchment and lay-off*

Kenaikan pangkat, pengagihan tugas, pertukaran dan lain-lain hak istimewa pengurusan
Promotion, allocation of duties, transfer and other management prerogatives

Penurunan pangkat, penggantungan kerja, surat amaran dan lain-lain tindakan disiplin terhadap pekerja
Demotion, suspension, warning letter and other disciplinary actions against workers

Kegagalan mematuhi piawaian perburuhan yang diperuntukkan dalam undang-undang perburuhan berkaitan dengan kemudahan dan lain-lain faedah yang bukan kewangan
Non-compliance of labour standards provided in legislation related to amenities and facilities and other non-monetary benefits

Perlanggaran hak pekerja/Ketidakadilan dalam amalan perburuhan
Infringements of workers' rights / Unfair labour practices

Lain-Lain / *Others*

BIL. KES
NO. OF CASES

BIL. PEKERJA TERLIBAT
NUMBER OF WORKERS
INVOLVED

HARI BEKERJA
YANG HILANG
MAN-DAYS LOST

TIADA KES DILAPORKAN
NO CASES REPORTED

- Nota/Note:**
1. Kes dilaporkan pada tahun semasa
Reported cases on current year
 2. Tiada mogok sepertimana yang ditakrifkan di bawah APP 1967 yang dilaporkan ke JPPM pada tahun 2018-2022
No strike action in accordance to IRA 1967 was reported to DIRM in 2018-2022

Sumber/Source:
Jabatan Perhubungan Perusahaan Malaysia
Department of Industrial Relations Malaysia

MOGOK MENGIKUT JENIS, 2018 - 2022 *NATURE OF STRIKES, 2018 - 2022*

	BIL. KES <i>NO. OF CASES</i>	BIL. PEKERJA TERLIBAT <i>NUMBER OF WORKERS INVOLVED</i>	HARI BEKERJA YANG HILANG <i>MAN-DAYS LOST</i>
Penghentian Kerja Sepenuhnya <i>Total Cessation of Work</i>			
Penghentian Kerja Sebahagian <i>Partial Cessation of Work</i>			
Lain-lain Bentuk Tindakan Bersama Yang Menjejaskan Operasi Pengeluaran Biasa <i>Other Forms of Concerted Actions Which Adversely Affect Normal Production Operations</i>			
TIADA KES DILAPORKAN NO CASES REPORTED			

- Nota/Note:**
1. Kes dilaporkan pada tahun semasa
Reported cases on current year
 2. Tiada mogok sepertimana yang ditakrifkan di bawah Akta 177 yang dilaporkan ke JPPM pada tahun 2018-2022
No strike action in accordance to Act 177 was reported to DIRM in 2018-2022

Sumber/Source:
Jabatan Perhubungan Perusahaan Malaysia
Department of Industrial Relations Malaysia

MOGOK MENGIKUT CARA PENYELESAIAN, 2018 - 2022 *METHOD OF SETTLEMENT OF STRIKES, 2018 - 2022*

	BIL. KES NO. OF CASES	BIL. PEKERJA TERLIBAT NUMBER OF WORKERS INVOLVED	HARI BEKERJA YANG HILANG MAN-DAYS LOST
Melalui Rundingan Secara Langsung <i>Through Direct Negotiation</i>			
Melalui Campurtangan / Rundingan Damai Jabatan <i>Through Intervention / Conciliation by the Department</i>			
Melalui Rujukan Pertikaian Ke Mahkamah Perusahaan <i>Through Trade Disputes Referred to Industrial Court</i>			
Menghentikan / Tidak Meneruskan Tindakan Secara Sukarela <i>Voluntary Withdrawal</i>			
Lain-Lain <i>Others</i>			
	TIADA KES DILAPORKAN NO CASES REPORTED		

- Nota/Note:**
1. Kes dilaporkan pada tahun semasa
Reported cases on current year
 2. Tiada mogok sepertimana yang ditakrifkan di bawah Akta 177 yang dilaporkan ke JPPM pada tahun 2018-2022
No strike action in accordance to Act 177 was reported to DIRM in 2018-2022

Sumber/Source:
Jabatan Perhubungan Perusahaan Malaysia
Department of Industrial Relations Malaysia













MOGOK MENGIKUT KEPUTUSAN PENYELESAIAN, 2018 - 2022 *STRIKES BY OUTCOME OF SETTLEMENT, 2018 - 2022*

	BIL. KES <i>NO. OF CASES</i>	BIL. PEKERJA TERLIBAT <i>NUMBER OF WORKERS INVOLVED</i>	HARI BEKERJA YANG HILANG <i>MAN-DAYS LOST</i>
Tuntutan Dituruti Sepenuhnya <i>Claim Entirely Met</i>			
Tuntutan Ditolak <i>Claim Rejected</i>			
Sebahagian Dari Tuntutan Dituruti Dan Sebahagian Lagi Ditolak <i>Claim Partially Met and Partially Rejected</i>			
Tuntutan Ditarik Balik / Digugurkan <i>Claim Withdrawn / Dropped</i>			
Hasil Penyelesaian Melalui Perundingan Secara Langsung, Runding Damai Atau Arbitrasi Sedang Di Tunggu <i>Result of Settlement Through Negotiation, Conciliation or Arbitration Awaited</i>			
TIADA KES DILAPORKAN NO CASES REPORTED			

- Nota/Note:**
1. Kes dilaporkan pada tahun semasa
Reported cases on current year
 2. Tiada mogok sepertimana yang ditakrifkan di bawah Akta 177 yang dilaporkan ke JPPM pada tahun 2018-2022
No strike action in accordance to Act 177 was reported to DIRM in 2018-2022

Sumber/Source:
Jabatan Perhubungan Perusahaan Malaysia
Department of Industrial Relations Malaysia

MOGOK MENGIKUT PEJABAT, 2018 - 2022 STRIKES REPORTED BY OFFICE, 2018 - 2022

	BIL. KES NO. OF CASES	BIL. PEKERJA TERLIBAT NUMBER OF WORKERS INVOLVED	HARI BEKERJA YANG HILANG MAN-DAYS LOST
 Ibu Pejabat/ <i>Headquarters</i>			
 Johor			
 Kedah/Perlis			
 Kelantan			
 Kluang			
 Melaka			
 Muar			
 Negeri Sembilan			
 Pahang			
 Perak			
 Pulau Pinang			
 Sabah			
 Sarawak			
 Selangor			
 Terengganu			
 Wilayah Persekutuan Kuala Lumpur			

TIADA KES DILAPORKAN
NO CASES REPORTED

- Nota/Note:**
1. Kes dilaporkan pada tahun semasa
Reported cases on current year
 2. Tiada mogok sepertimana yang ditakrifkan di bawah Akta 177 yang dilaporkan ke JPPM pada tahun 2018-2022
No strike action in accordance to Act 177 was reported to DIRM in 2018-2022

Sumber/Source:
Jabatan Perhubungan Perusahaan Malaysia
Department of Industrial Relations Malaysia

PIKET MENGIKUT INDUSTRI (MSIC 2008), 2018 - 2022

PICKET BY INDUSTRY (MSIC 2008), 2018 - 2022

INDUSTRI INDUSTRY	BILANGAN KES NUMBER OF CASES					BILANGAN PEKERJA TERLIBAT NUMBER OF WORKERS INVOLVED				
	2018	2019	2020	2021	2022	2018	2019	2020	2021	2022
Aktiviti Kesihatan Kemanusiaan dan Kerja Sosial <i>Human Health and Social Work Activities</i>	0	0	0	1	0	0	0	0	31	0
Kesenian, Hiburan dan Rekreasi <i>Arts, Entertainment and Recreation</i>	0	0	0	0	0	0	0	0	0	0
Aktiviti Perkhidmatan Lain <i>Other Service Activities</i>	1	3	0	0	2	34	1,676	0	0	305
Aktiviti Isi Rumah sebagai Majikan; Aktiviti mengeluarkan Barangan dan Perkhidmatan Yang Tidak Dapat Dibezakan oleh Isi Rumah untuk Kegunaan Sendiri <i>Activities of Households as Employers; Undifferentiated Goods & Services-producing Activities of Households for Own Use</i>	0	0	0	0	0	0	0	0	0	0
Aktiviti Badan dan Pertubuhan Luar Wilayah <i>Activities of Extraterritorial Organisations and Bodies</i>	0	0	0	0	0	0	0	0	0	0
Jumlah Total	18	25	8	7	22	3,577	7,228	1,064	367	3,538

Nota/Note:

Kes dilaporkan pada tahun semasa mengikut industri (MSIC 2008)
Reported cases on current year by industry (MSIC 2008)

Sumber/Source:

Jabatan Perhubungan Perusahaan Malaysia
Department of Industrial Relations Malaysia

PIKET MENGIKUT SEBAB, 2018 - 2022

PICKET BY CAUSES, 2018 - 2022

SEBAB CAUSES	BILANGAN KES NUMBER OF CASES					BILANGAN PEKERJA TERLIBAT NUMBER OF WORKERS INVOLVED				
	2018	2019	2020	2021	2022	2018	2019	2020	2021	2022
Kegangan Memulakan Rundingan Kolektif <i>Refusal to Commence Collective Bargaining</i>	1	0	1	0	1	136	0	200	0	490
Kebuntuan Dalam Rundingan Kolektif <i>Deadlock In Collective Bargaining</i>	7	2	4	1	4	1,964	394	710	110	1,130
Pertikaian di Atas Terma dan Syarat Perkhidmatan Mengikut Perjanjian Kolektif dan Lain-Lain Kontrak Perkhidmatan <i>Disputes Over Terms and Conditions of Contractual Terms in Collective Agreements and Other Service Contracts</i>	1	3	1	3	3	60	2,172	154	174	217
Pengeneapan Kerja dan Renti Kerja-Sentara <i>Retrenchment and Lay-Off</i>	3	1	0	0	0	316	0	0	0	0
Kenaikan Pangkat, Pengagihan Tugas, Pertukaran dan Lain-Lain Hak Istimewa Pengurusan <i>Promotion, Allocation of Duties, Transfer and Other Management Prerogatives</i>	0	1	0	0	0	0	1,576	0	0	0
Penurunan Pangkat, Penggantungan Kerja, Surat Amaran dan Lain-Lain Tindakan Disiplin Terhadap Pekerja <i>Demotion, Suspension, Warning Letter and Other Disciplinary Actions Against Workers</i>	2	1	0	0	0	186	100	0	0	0

PIKET MENGIKUT SEBAB, 2018 - 2022

PICKET BY CAUSES, 2018 - 2022

SEBAB CAUSES	BILANGAN KES NUMBER OF CASES					BILANGAN PEKERJA TERLIBAT NUMBER OF WORKERS INVOLVED				
	2018	2019	2020	2021	2022	2018	2019	2020	2021	2022
Kegagalan mematuhi piawaian perburuhan yang diperuntukkan dalam undang-undang perburuhan berkaitan dengan kemudahan dan lain-lain faedah yang bukan kewangan <i>Non-implementation of labour standards provided in legislation related to amenities and facilities and other non-monetary benefits</i>	0	0	0	0	0	0	0	0	0	0
Perlanggaran Hak Pekerja/Ketidakadilan Dalam Amalan Perburuhan <i>Infringements Of Workers' Rights / Unfair Labour Practices</i>	2	11	2	0	5	68	2,844	0	0	180
Lain-Lain <i>Others</i>	2	4	0	3	9	847	142	0	83	1,521
Jumlah Total	18	23	8	7	22	3,577	7,228	1,064	367	3,538

Nota/Note:

Kes dilaporkan pada tahun semasa
Reported cases on current year

Sumber/Source:

Jabatan Perhubungan Perusahaan Malaysia
Department of Industrial Relations Malaysia

PIKET DILAPORKAN MENGIKUT PEJABAT, 2018 - 2022

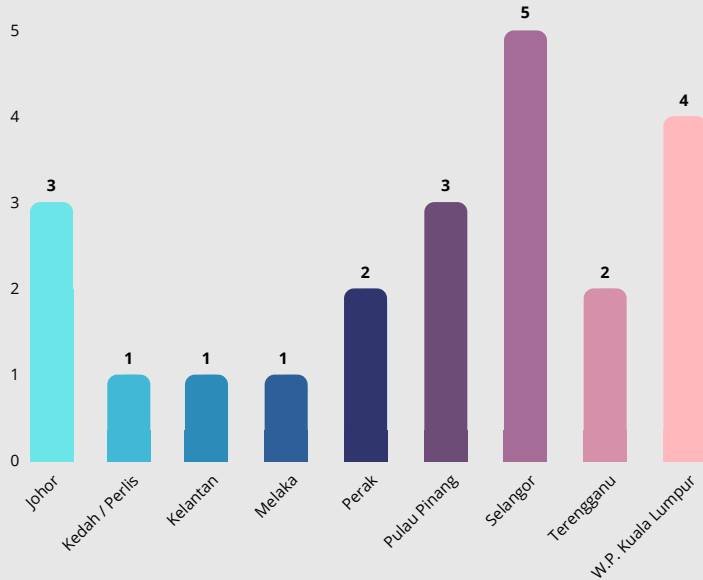
PICKET REPORTED BY OFFICE, 2018 - 2022

PEJABAT OFFICE	BILANGAN KES NUMBER OF CASES					BILANGAN PEKERJA TERLIBAT NUMBER OF WORKERS INVOLVED				
	2018	2019	2020	2021	2022	2018	2019	2020	2021	2022
Johor	0	0	0	0	3	0	0	0	0	247
Kedah / Perlis	2	0	2	1	1	564	0	600	110	80
Kelantan	1	1	0	0	1	847	62	0	0	350
Kluang	0	1	0	0	0	0	0	0	0	0
Melaka	3	2	0	0	1	840	0	0	0	35
Muar	0	0	0	0	0	0	0	0	0	0
Negeri Sembilan	0	0	0	1	0	0	0	0	22	0
Pahang	0	0	0	1	0	0	0	0	30	0
Perak	2	4	1	1	2	202	2,551	60	31	306
Pulau Pinang	2	5	1	0	3	506	354	130	0	710
Sabah	0	0	0	1	0	0	0	0	174	0
Sarawak	0	1	0	0	0	0	0	0	0	0
Selangor	5	7	2	2	5	286	3,919	274	0	1,140
Terengganu	0	1	0	0	2	0	12	0	0	70
Wilayah Persekutuan Kuala Lumpur	3	3	2	0	4	332	330	0	0	600
Jumlah/Total	18	25	8	7	22	3,577	7,228	1,064	367	3,538

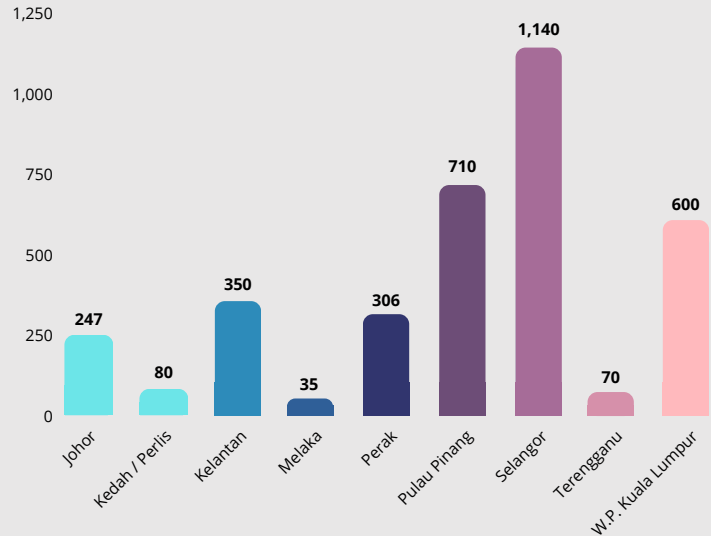
Nota/Note: Kes dilaporkan pada tahun semasa
Reported cases on current year

Jabatan Perhubungan Perusahaan Malaysia : **Sumber/Source**
Department of Industrial Relations Malaysia

BILANGAN KES PIKET DILAPORKAN MENGIKUT PEJABAT, 2022 NUMBER OF PICKET CASES REPORTED BY OFFICE, 2022



BILANGAN PEKERJA TERLIBAT DALAM PIKET YANG DILAPORKAN MENGIKUT PEJABAT, 2022 NUMBER OF WORKERS INVOLVED IN PICKET REPORTED BY OFFICE, 2022



Nota/Note:

Tiada kes piket bagi Kluang, Muar, Negeri Sembilan, Pahang, Sabah dan Sarawak pada tahun 2022
No picket cases for Kluang, Muar, Negeri Sembilan, Pahang, Sabah and Sarawak in 2022

Sumber/Source:

Jabatan Perhubungan Perusahaan Malaysia
Department of Industrial Relations Malaysia

LAIN-LAIN AKTIVITI

MISCELLANEOUS ACTIVITIES



**STATISTIK &
PETUNJUK-PETUNJUK UTAMA**
STATISTICS & KEY INDICATORS

JABATAN PERHUBUNGAN PERUSAHAAN MALAYSIA
DEPARTMENT OF INDUSTRIAL RELATIONS MALAYSIA

**20
22**

PENGENDALIAN LAIN-LAIN ADUAN, 2018 - 2022

MISCELLANEOUS COMPLAINTS DEALT, 2018 - 2022

PERKARA PARTICULARS		2018	2019	2020	2021	2022
Dilaporkan <i>Reported</i>	Bil. <i>No.</i>	74	81	92	58	43
Dikendalikan <i>Dealt</i>	Bil. <i>No.</i>	74	81	92	58	43
Diselesaikan <i>Resolved</i>	Bil. <i>No.</i>	74	81	92	58	43
	Peratus Selesai <i>Percentage Resolved (%)</i>	100.00	100.00	100.00	100.00	100.00
Baki <i>Balance</i>	Bil. <i>No.</i>	0	0	0	0	0

Sumber/Source:

Jabatan Perhubungan Perusahaan Malaysia
Department of Industrial Relations Malaysia

LAIN-LAIN ADUAN MENGIKUT PERKARA, 2018 - 2022

MISCELLANEOUS COMPLAINTS BY SUBJECT, 2018 - 2022

PERKARA SUBJECT	BILANGAN KES NUMBER OF CASES				
	2018	2019	2020	2021	2022
Penamatan Kerja <i>Termination Of Employment</i>	30	32	39	27	19
Amalan Perburuhan Yang Tidak Adil <i>Unfair Labour Practices</i>	10	4	6	4	0
Terma Dan Syarat Perkhidmatan <i>Terms And Conditions Of Service</i>	10	11	8	9	0
Lain-Lain (Contoh: penganiayaan, gangguan seksual dan sebagainya) <i>Others (e.g: victimisation, sexual harassment and etc)</i>	24	34	39	18	24
Jumlah Total	74	81	92	58	43

Nota/Note:

Kes dilaporkan pada tahun semasa
Reported cases on current year

Sumber/Source:

Jabatan Perhubungan Perusahaan Malaysia
Department of Industrial Relations Malaysia

KHIDMAT NASIHAT MENGIKUT SEBAB, 2018 - 2022

ADVISORY SERVICES BY CAUSES, 2018 - 2022

SEBAB CAUSES	2018		2019		2020		2021		2022	
	BILANGAN PIHAK NUMBER OF PARTIES	MASA (minit) TIMES (minutes)	BILANGAN PIHAK NUMBER OF PARTIES	MASA (minit) TIMES (minutes)	BILANGAN PIHAK NUMBER OF PARTIES	MASA (minit) TIMES (minutes)	BILANGAN PIHAK NUMBER OF PARTIES	MASA (minit) TIMES (minutes)	BILANGAN PIHAK NUMBER OF PARTIES	MASA (minit) TIMES (minutes)
Tuntutan Pengiktirafan <i>Claim for Recognition</i>	223	60,345	143	116,940	76	3,490	71	1,790	37	1,190
Keengganan Memulakan Rundingan kolektif / <i>Refusal to Commence Collective Bargaining</i>	122	18,784	124	41,472	47	1,295	11	295	16	635
Kebuntuan Dalam Rundingan kolektif <i>Deadlock in Collective Bargaining</i>	136	29,535	155	124,485	54	1,740	73	1,315	49	2,515
Pertikaian di Atas Terma Dan Syarat Perkhidmatan Mengikut Perjanjian Kolektif Dan Lain-Lain Kontrak Perkhidmatan <i>Disputes over Terms And Conditions of Contractual Terms In Collective Agreements and Other Service Contracts</i>	257	56,653	219	61,060	159	3,700	441	10,420	474	9,275
Pembuangan Kerja / <i>Dismissals</i>	9,788	162,129	7,614	426,505	11,976	262,969	18,644	301,406	23,682	240,636
Pengeneapan Kerja dan Renti Kerja Sentara / <i>Retrenchment And Lay Off</i>	1,837	53,310	2,185	75,944	4,216	102,611	8,844	143,722	6,242	97,098
Kenaikan Pangkat, Pengagihan Tugas, Pertukaran dan Lain-Lain Hak Istimewa Pengurusan <i>Promotion, Allocation Of Duties, Transfer and Other Management Prerogatives</i>	1,019	22,940	1,289	18,400	468	6,148	2,167	36,555	756	13,505

KHIDMAT NASIHAT MENGIKUT SEBAB, 2018 - 2022

ADVISORY SERVICES BY CAUSES, 2018 - 2022

SEBAB CAUSES	2018		2019		2020		2021		2022	
	BILANGAN PIHAK NUMBER OF PARTIES	MASA (minit) TIMES (minutes)	BILANGAN PIHAK NUMBER OF PARTIES	MASA (minit) TIMES (minutes)	BILANGAN PIHAK NUMBER OF PARTIES	MASA (minit) TIMES (minutes)	BILANGAN PIHAK NUMBER OF PARTIES	MASA (minit) TIMES (minutes)	BILANGAN PIHAK NUMBER OF PARTIES	MASA (minit) TIMES (minutes)
Penurunan Pangkat, Penggantungan Kerja, Surat Amaran Dan Lain-Lain Tindakan Disiplin Terhadap Pekerja-Pekerja <i>Demotion, Suspension, Warning Letter and Other Disciplinary Actions Against Workers</i>	1,342	39,944	3,516	38,785	1,124	14,195	2,018	35,790	844	20,110
Kegagalan Mematuhi Piawai Perburuhan Yang Diperuntukkan Dalam Undang-undang Perburuhan Berkaitan Dengan Kemudahan dan Lain-lain Faedah Yang Bukan Kewangan <i>Non-implementation of Labour Standards Provided in Legislation Relating to Amenities and Facilities and Other Non-monetary Benefits</i>	101	2,741	1,025	14,800	670	3,552	934	19,050	262	7,225
Pelanggaran Hak Pekerja/Ketidakadilan Dalam Amalan Perburuhan <i>Infringement of Worker's Rights/Unfair Labour Practices</i>	1,475	26,650	777	12,697	349	7,239	1,152	18,900	4,113	65,180
Lain-lain/ <i>Others</i>	2,047	41,213	2,766	51,850	3,840	68,224	12,014	165,543	6,199	102,507
Jumlah/Total	18,347	514,244	19,813	982,938	22,979	475,163	46,369	734,786	42,674	559,876

Nota/Note:

Kes dilaporkan pada tahun semasa
Reported cases on current year

Sumber/Source:

Jabatan Perhubungan Perusahaan Malaysia
Department of Industrial Relations Malaysia

KHIDMAT NASIHAT MENGIKUT NEGERI, 2018 - 2022

ADVISORY SERVICES BY STATE, 2018 - 2022

SEBAB CAUSES	2018		2019		2020		2021		2022	
	BILANGAN PIHAK NUMBER OF PARTIES	MASA (minit) TIMES (minutes)	BILANGAN PIHAK NUMBER OF PARTIES	MASA (minit) TIMES (minutes)	BILANGAN PIHAK NUMBER OF PARTIES	MASA (minit) TIMES (minutes)	BILANGAN PIHAK NUMBER OF PARTIES	MASA (minit) TIMES (minutes)	BILANGAN PIHAK NUMBER OF PARTIES	MASA (minit) TIMES (minutes)
Johor	1,224	30,970	1,165	41,558	1,915	69,402	2,516	49,078	2,077	37,870
Kedah/Perlis	516	13,705	130	2,700	998	30,315	908	27,485	1,151	34,895
Kelantan	32	1,070	225	9,750	496	5,860	1,552	31,200	581	21,270
Melaka	63	590	60	480	1,403	4,022	888	6,860	745	6,880
Negeri Sembilan	745	8,070	671	9,519	652	19,640	1,166	30,580	1,534	31,080
Pahang	516	13,705	413	11,103	1,544	28,720	661	6,450	524	25,651
Perak	1,586	227,500	1,431	691,213	955	25,128	1,354	39,240	1,341	39,861
Pulau Pinang	1,152	23,040	2,205	44,100	2,002	40,040	1,295	16,495	918	10,380
Sabah	27	970	42	540	1,812	18,120	637	13,570	576	12,995
Sarawak	844	21,310	963	12,265	662	11,760	1,222	17,553	1,044	21,904
Selangor	3,564	51,913	4,012	58,972	2,179	91,463	11,987	153,290	11,517	50,640
Terengganu	863	18,674	285	16,783	425	17,878	716	20,980	756	21,090
Wilayah Persekutuan Kuala Lumpur	7,215	102,727	8,211	83,955	7,936	112,815	21,467	322,005	19,910	245,360
Jumlah/Total	18,347	514,244	19,813	982,938	22,979	475,163	46,369	734,786	42,674	559,876

Nota/Note:

Kes dilaporkan pada tahun semasa
Reported cases on current year

Sumber/Source:

Jabatan Perhubungan Perusahaan Malaysia
Department of Industrial Relations Malaysia

LAWATAN INDUSTRI YANG DIJALANKAN MENGIKUT NEGERI, 2018 - 2022

INDUSTRIAL VISITS CONDUCTED BY STATE, 2018 - 2022

NEGERI STATE	BILANGAN LAWATAN NUMBER OF VISITS				
	2018	2019	2020	2021	2022
Johor	427	453	420	483	483
Kedah/Perlis	157	189	151	181	180
Kelantan	130	115	35	125	134
Melaka	171	122	86	183	180
Negeri Sembilan	184	190	91	181	180
Pahang	152	140	79	148	181
Perak	361	301	266	375	373
Pulau Pinang	424	361	90	345	367
Sabah	140	198	152	185	167
Sarawak	260	243	205	250	258
Selangor	106	104	102	210	204
Terengganu	139	60	67	140	121
Wilayah Persekutuan Kuala Lumpur	83	66	68	123	120
Jumlah/Total	2,734	2,542	1,812	2,929	2,948

Nota/Note:

Bilangan lawatan dilaporkan pada tahun semasa
Reported visits on current year

Sumber/Source:

Jabatan Perhubungan Perusahaan Malaysia
Department of Industrial Relations Malaysia

CERAMAH DAN DIALOG SOSIAL YANG DIJALANKAN MENGIKUT NEGERI, 2018 - 2022

TALKS AND SOCIAL DIALOGUES CONDUCTED BY STATE, 2018 - 2022

NEGERI STATE	BILANGAN CERAMAH NUMBER OF TALKS					BILANGAN DIALOG (DIALOG SOSIAL) NUMBER OF DIALOGUES (SOCIAL DIALOGUES)				
	2018	2019	2020	2021	2022	2018	2019	2020	2021	2022
Johor						105	88	95	102	114
Kedah/Perlis						5	39	30	45	36
Kelantan						25	42	27	26	38
Melaka						28	27	36	38	47
Negeri Sembilan						38	38	35	37	36
Pahang						36	27	20	24	30
Perak						59	58	50	78	86
Pulau Pinang						96	92	63	82	79
Sabah						25	39	34	48	36
Sarawak						33	51	58	58	63
Selangor						89	170	130	203	223
Terengganu						25	20	26	31	49
Wilayah Persekutuan Kuala Lumpur						103	131	88	121	131
Jumlah Total						667	822	692	893	968

Nota/Note:

1. Bilangan ceramah dan dialog dilaporkan pada tahun semasa
Number of talks and dialogues on current year
2. Mulai tahun 2017, ceramah dan dialog dijadikan satu aktiviti yang sama dan dinamakan sebagai Dialog Sosial. Maka, bilangan bagi aktiviti ini adalah bersekali.
Starting from 2017, talks and dialogues are incorporated as one activity and converted to Social Dialogue. Thus, number of these activities is interrelated.

Sumber/Source:

Jabatan Perhubungan Perusahaan Malaysia
Department of Industrial Relations Malaysia

MAJIKAN YANG TELAH MELAKSANAKAN PLWS DAN PEKERJA YANG MENIKMATI FAEDAH PLWS MENGIKUT SEKTOR, 2018 - 2022

EMPLOYERS IMPLEMENTING PLWS AND EMPLOYEES BENEFITING FROM PLWS BY SECTOR, 2018 - 2022

SEBAB CAUSES	2018		2019		2020		2021		2022	
	BILANGAN MAJIKAN YANG MELAKSANAKAN PLWS NUMBER OF EMPLOYERS IMPLEMENTING PLWS	BILANGAN PEKERJA YANG MENIKMATI FAEDAH PLWS NUMBER OF EMPLOYEES BENEFITING FROM PLWS	BILANGAN MAJIKAN YANG MELAKSANAKAN PLWS NUMBER OF EMPLOYERS IMPLEMENTING PLWS	BILANGAN PEKERJA YANG MENIKMATI FAEDAH PLWS NUMBER OF EMPLOYEES BENEFITING FROM PLWS	BILANGAN MAJIKAN YANG MELAKSANAKAN PLWS NUMBER OF EMPLOYERS IMPLEMENTING PLWS	BILANGAN PEKERJA YANG MENIKMATI FAEDAH PLWS NUMBER OF EMPLOYEES BENEFITING FROM PLWS	BILANGAN MAJIKAN YANG MELAKSANAKAN PLWS NUMBER OF EMPLOYERS IMPLEMENTING PLWS	BILANGAN PEKERJA YANG MENIKMATI FAEDAH PLWS NUMBER OF EMPLOYEES BENEFITING FROM PLWS	BILANGAN MAJIKAN YANG MELAKSANAKAN PLWS NUMBER OF EMPLOYERS IMPLEMENTING PLWS	BILANGAN PEKERJA YANG MENIKMATI FAEDAH PLWS NUMBER OF EMPLOYEES BENEFITING FROM PLWS
Pembuatan <i>Manufacturing</i>	11,219	1,392,155	11,592	1,463,807	12,004	1,530,015	12,579	1,641,458	13,214	1,787,603
Perkhidmatan <i>Services</i>	62,177	2,038,715	63,869	2,317,700	65,377	2,432,657	66,993	2,686,249	68,911	2,864,388
Pembinaan <i>Construction</i>	5,612	167,170	5,764	184,733	5,920	196,271	6,106	211,001	6,233	222,502
Pertanian <i>Agriculture</i>	4,412	429,133	4,572	457,465	4,635	464,263	4,771	488,774	4,930	523,552
Lain-Lain <i>Other</i>	1,502	146,274	1,773	182,778	1,823	193,915	1,823	193,915	1,844	204,060
Jumlah <i>Total</i>	84,922	4,173,447	87,570	4,606,483	89,759	4,817,121	92,272	5,221,397	95,132	5,602,105

Nota/Note:

Bilangan majikan yang melaksanakan PLWS dan bilangan pekerja yang menikmati PLWS pada tahun semasa
Numbers of employers implementing PLWS and employees benefiting from PLWS on current year

Sumber/Source:

Jabatan Perhubungan Perusahaan Malaysia
Department of Industrial Relations Malaysia

MAJIKAN YANG TELAH MELAKSANAKAN PLWS DAN PEKERJA YANG MENIKMATI FAEDAH PELAKSANAAN PLWS MENGIKUT NEGERI, 2018 - 2022

EMPLOYERS IMPLEMENTING PLWS AND EMPLOYEES BENEFITING FROM PLWS BY STATE, 2018 - 2022

SEBAB CAUSES	2018		2019		2020		2021		2022	
	BILANGAN MAJIKAN YANG MELAKSANAKAN PLWS NUMBER OF EMPLOYERS IMPLEMENTING PLWS	BILANGAN PEKERJA YANG MENIKMATI FAEDAH PLWS NUMBER OF EMPLOYEES BENEFITING FROM PLWS	BILANGAN MAJIKAN YANG MELAKSANAKAN PLWS NUMBER OF EMPLOYERS IMPLEMENTING PLWS	BILANGAN PEKERJA YANG MENIKMATI FAEDAH PLWS NUMBER OF EMPLOYEES BENEFITING FROM PLWS	BILANGAN MAJIKAN YANG MELAKSANAKAN PLWS NUMBER OF EMPLOYERS IMPLEMENTING PLWS	BILANGAN PEKERJA YANG MENIKMATI FAEDAH PLWS NUMBER OF EMPLOYEES BENEFITING FROM PLWS	BILANGAN MAJIKAN YANG MELAKSANAKAN PLWS NUMBER OF EMPLOYERS IMPLEMENTING PLWS	BILANGAN PEKERJA YANG MENIKMATI FAEDAH PLWS NUMBER OF EMPLOYEES BENEFITING FROM PLWS	BILANGAN MAJIKAN YANG MELAKSANAKAN PLWS NUMBER OF EMPLOYERS IMPLEMENTING PLWS	BILANGAN PEKERJA YANG MENIKMATI FAEDAH PLWS NUMBER OF EMPLOYEES BENEFITING FROM PLWS
Johor	13,112	609,692	13,552	635,973	13,858	652,732	14,452	715,393	14,905	769,274
Kedah/Perlis	5,177	208,271	5,295	229,000	5,357	237,453	5,502	253,329	5,703	279,609
Kelantan	2,439	57,413	2,498	59,432	2,530	60,579	2,589	65,688	2,686	102,453
Melaka	4,446	168,752	4,556	221,379	4,606	224,365	4,701	235,442	4,851	252,218
Negeri Sembilan	4,055	164,448	4,135	172,332	4,175	174,650	4,285	183,415	4,461	192,386
Pahang	3,311	124,579	3,379	127,223	3,460	138,796	3,535	142,578	3,660	156,739
Perak	8,442	438,853	8,832	468,822	9,186	495,206	9,618	533,324	10,017	557,261
Pulau Pinang	7,278	480,907	7,628	544,345	7,908	569,589	8,162	620,793	8,503	671,105
Sabah	6,833	279,163	7,023	291,074	7,054	293,022	7,200	315,674	7,385	346,146
Sarawak	6,156	211,535	6,492	241,652	6,692	258,592	6,831	274,554	7,071	292,841
Selangor	8,611	652,276	8,712	687,640	9,225	740,800	9,439	790,120	9,640	828,845

MAJIKAN YANG TELAH MELAKSANAKAN PLWS DAN PEKERJA YANG MENIKMATI FAEDAH PELAKSANAAN PLWS MENGIKUT NEGERI, 2018 - 2022

EMPLOYERS IMPLEMENTING PLWS AND EMPLOYEES BENEFITING FROM PLWS BY STATE, 2018 - 2022

SEBAB CAUSES	2018		2019		2020		2021		2022	
	BILANGAN MAJIKAN YANG MELAKSANAKAN PLWS NUMBER OF EMPLOYERS IMPLEMENTING PLWS	BILANGAN PEKERJA YANG MENIKMATI FAEDAH PLWS NUMBER OF EMPLOYEES BENEFITING FROM PLWS	BILANGAN MAJIKAN YANG MELAKSANAKAN PLWS NUMBER OF EMPLOYERS IMPLEMENTING PLWS	BILANGAN PEKERJA YANG MENIKMATI FAEDAH PLWS NUMBER OF EMPLOYEES BENEFITING FROM PLWS	BILANGAN MAJIKAN YANG MELAKSANAKAN PLWS NUMBER OF EMPLOYERS IMPLEMENTING PLWS	BILANGAN PEKERJA YANG MENIKMATI FAEDAH PLWS NUMBER OF EMPLOYEES BENEFITING FROM PLWS	BILANGAN MAJIKAN YANG MELAKSANAKAN PLWS NUMBER OF EMPLOYERS IMPLEMENTING PLWS	BILANGAN PEKERJA YANG MENIKMATI FAEDAH PLWS NUMBER OF EMPLOYEES BENEFITING FROM PLWS	BILANGAN MAJIKAN YANG MELAKSANAKAN PLWS NUMBER OF EMPLOYERS IMPLEMENTING PLWS	BILANGAN PEKERJA YANG MENIKMATI FAEDAH PLWS NUMBER OF EMPLOYEES BENEFITING FROM PLWS
Terengganu	3,268	86,657	3,294	90,061	3,314	93,186	3,407	99,588	3,540	116,038
Wilayah Persekutuan Kuala Lumpur	11,727	677,840	12,107	824,489	12,327	865,090	12,484	978,438	12,643	1,024,129
Wilayah Persekutuan Putrajaya	67	13,061	67	13,061	67	13,061	67	13,061	67	13,061
Jumlah Total	84,922	4,173,447	87,570	4,606,483	89,759	4,817,121	92,272	5,221,397	95,132	5,602,105

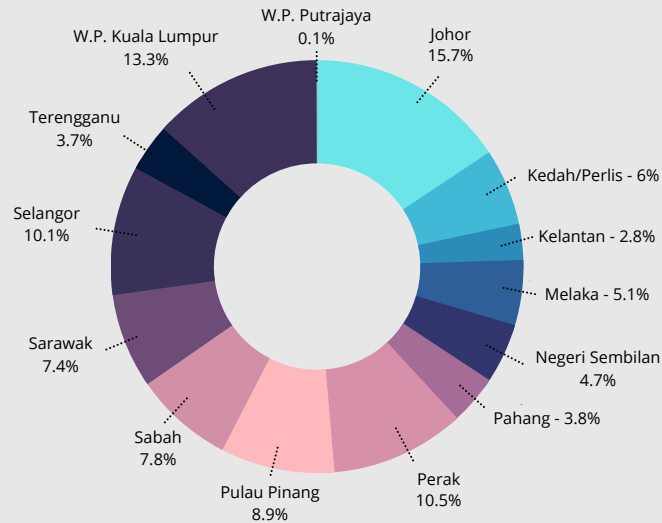
Nota/Note:

Bilangan majikan yang melaksanakan PLWS dan bilangan pekerja yang menikmati PLWS pada tahun semasa
Numbers of employers implementing PLWS and employees benefiting from PLWS on current year

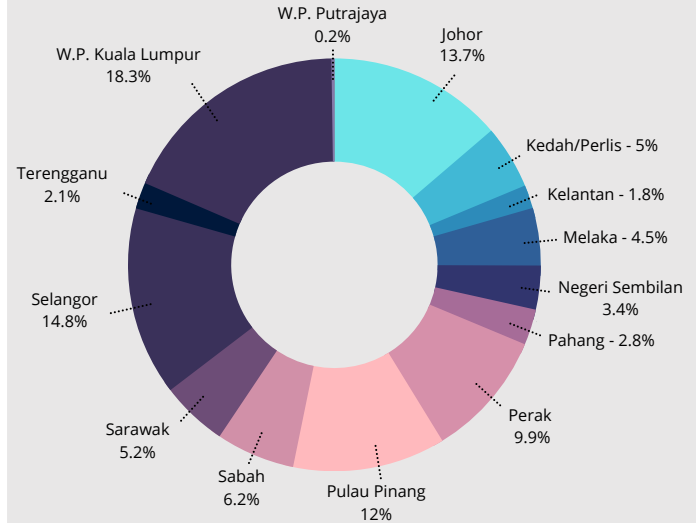
Sumber/Source:

Jabatan Perhubungan Perusahaan Malaysia
Department of Industrial Relations Malaysia

**MAJIKAN YANG TELAH MELAKSANAKAN PLWS
MENGIKUT NEGERI, 2022
EMPLOYERS IMPLEMENTING PLWS BY
STATE, 2022**



**PEKERJA YANG MENIKMATI FAEDAH PELAKSANAAN PLWS
MENGIKUT NEGERI, 2022
EMPLOYEES BENEFITING FROM PLWS BY
STATE, 2022**



Nota/Note:

Bilangan majikan yang melaksanakan PLWS dan bilangan pekerja yang menikmati PLWS pada tahun semasa

Numbers of employers implementing PLWS and employees benefiting from PLWS on current year

Sumber/Source:

Jabatan Perhubungan Perusahaan Malaysia
Department of Industrial Relations Malaysia

INDEKS KEHARMONIAN PERUSAHAAN NASIONAL

NATIONAL INDUSTRIAL HARMONY INDEX



**STATISTIK &
PETUNJUK-PETUNJUK UTAMA**
STATISTICS & KEY INDICATORS

JABATAN PERHUBUNGAN PERUSAHAAN MALAYSIA
DEPARTMENT OF INDUSTRIAL RELATIONS MALAYSIA

**20
22**

INDEKS KEHARMONIAN PERUSAHAAN NASIONAL *NATIONAL INDUSTRIAL HARMONY INDEX*

	IHI NASIONAL BAGI TAHUN 2018 - 2022 <i>IHI NATIONAL , 2018 - 2022</i>				
	2018	2019	2020	2021	2022
INDEKS <i>INDEX</i>	75.8	77.3	78.0		78.89
TAHAP KEHARMONIAN PERUSAHAAN <i>INDUSTRIAL HARMONY LEVEL</i>	Baik <i>Good</i>	Baik <i>Good</i>	Baik <i>Good</i>		Baik <i>Good</i>

PETUNJUK TAHAP KEHARMONIAN PERUSAHAAN *INDICATOR OF INDUSTRIAL HARMONY INDEX*

SKOR INDEKS <i>INDEX SCORE (%)</i>	0 - 49.90	50.00 - 69.90	70.00 - 89.90	90.00 - 100.00
TAHAP KEHARMONIAN PERUSAHAAN <i>INDUSTRIAL HARMONY LEVEL</i>	Lemah <i>Weak</i>	Memuaskan <i>Satisfactory</i>	Baik <i>Good</i>	Cemerlang <i>Excellent</i>

Nota/Note:

Laporan IHI Nasional mula dikeluarkan pada tahun 2017.
Mulai tahun 2020, kajian IHI dilaksanakan dua tahun sekali.

IHI National Report was first released in 2017.

Starting in year 2020, IHI survey will be implemented every two years

Sumber/Source:

Jabatan Perhubungan Perusahaan Malaysia
Department of Industrial Relations Malaysia



JABATAN PERHUBUNGAN PERUSAHAAN MALAYSIA

(KEMENTERIAN SUMBER MANUSIA)

Aras 9, Setia Perkasa 4
Kompleks Setia Perkasa,
Pusat Pentadbiran Kerajaan Persekutuan
62530 Wilayah Persekutuan Putrajaya



☎ 03 8886 5434
🖨 03 8889 2355
✉ jppm@mohr.gov.my
🌐 <https://jpp.mohr.gov.my/>

ISSN 2462-201X



9 772462 201004